

**Regulatory Guide 3.13
(Rev. 5) – February, 2013**

Regulatory Guide 3.13



Radioactive Material Guidance for Fixed Gauge Licenses

**Nebraska Department of Health and Human Services
Radioactive Material Program
P.O Box 95026
Lincoln, NE 68509**

Regulatory Guide 3.13
Revision 5–February, 2013

Nebraska Department of Health and Human Services, Regulatory Guides

Regulatory Guides are issued to describe and make available to the public acceptable methods of implementing specific parts of 180 NAC (Nebraska Regulations for Control of Radiation-Ionizing), to delineate techniques used by the staff in evaluating specific problems or postulated accidents, or to provide guidance to applicants, licensees, or registrants. Regulatory Guides are not substitutes for regulations, and compliance with them is not required. Methods and solutions different from those set out in the guides will be acceptable if they provide a basis for the Nebraska Department of Health and Human Services, to make necessary determination to issue or continue a license or certificate of registration.

Comments and suggestions for improvements in these Regulatory Guides are encouraged at all times and they will be revised, as appropriate, to accommodate comments and to reflect new information or experience. Comments should be sent to Nebraska Department of Health and Human Service, Division of Public Health, Radiological Health, 301 Centennial Mall South, P.O. Box 95026, Lincoln, NE 69509-5026.

Requests for single copies of issued guides (which may be reproduced) can be made in writing to Nebraska Department of Health and Human Services, Division of Public Health, Radiological Health, 301 Centennial Mall South, P.O. Box 95026, Lincoln, NE 69509-5026 or refer to <http://www.dhhs.ne.gov/rad/>

Table of Contents

	<u>Page</u>
Abbreviations.....	iii
Regulatory Guide Summary	v
I. Introduction	1
A. General.....	1
B. Purpose of Guide.....	1
C. Management Responsibility	4
D. Applicable Regulations	5
II. Filing an Application	7
A. General.....	7
B. License Fees.....	8
III. Contents of an Application	9
1.a. Legal Name and Street Address	9
1.b. Street Address at Which Radioactive Material Will Be Used. (If Different From 1a.).....	10
2. Department To Use Radioactive Material – Contact Person	11
3. License Action Type.....	11
4. Individual User(s).....	11
4.a..... Training for Individual Who in the Course of Employment Are Likely to Receive Occupational Doses of Radiation in Excess of 1 mSv (100 mrem) in a Year (Occupationally Exposed Workers) and Ancillary Personnel.....	12
5. Radiation Safety Officer (RSO)	13
6. Radioactive Material Data	14
Financial Assurance and Record Keeping for Decommissioning	16
7. & 8. Training of Individual and Experience	17
9. Radiation Detection Instruments	18
10. Calibration of Instruments Listed in Item 9	19
11. Personnel Monitoring Devices.....	20
12. Facilities and Equipment.....	22
13. Radiation Protection Program	24
13.A. Operating and Emergency Procedures	24
13.B. Leak Tests.....	28
13.C. Maintenance.....	29
13.D. Transportation.....	32
13.E. Fixed Gauges Used at Temporary Job Site	33
13.F. Minimization of Contamination	38
13.G. Audit Program	39
13.H. Material Receipt and Accountability	40
13.I. Public Dose	42
14. Waste Disposal.....	44
15. Citizenship Attestation.....	44
16. Certification.....	44

IV. Amendments to a License	45
V. License Renewal.....	46
VI. License Termination.....	46

List of Appendices

	<u>Page</u>
Appendix A	NRH 5–Application for Radioactive Material License.....A-1
Appendix B	Supportive Information Requested in Items 4 through 14 of NRH Form 5B-1
Appendix C	Sample Fixed Gauge License.....C-1
Appendix D	Review Checklist for Fixed Gauge application.....D-1
Appendix E	Duties and Responsibilities of the Radiation Safety Officer.....E-1
Appendix F	Operating and Emergency ProceduresF-1
Appendix G	Model Facility DiagramsG-1
Appendix H	Information Needed for Change of Ownership or Control Application.....H-1
Appendix I	Criteria for Acceptable Training Courses for Fixed gauge UsersI-1
Appendix J	SSD Registration Certificate.....J-1
Appendix K	ReservedK-1
Appendix L	Survey Instrument Calibration ProgramL-1
Appendix M	Dosimetry –Related Guidance– Part 1: Guidance for Demonstrating that Unmonitored Individuals Are Not Likely to Exceed 10 Percent of the Allowable LimitsM1-1 Part 2: Guidance for Demonstrating that Individuals Members of the Public Will Not Receive Doses Exceeding the Allowable limitsM2-1
Appendix N	Typical Incident Notification Required for Fixed Gauge Licenses.....N-1
Appendix O	Request to Perform Leak Testing and Sample AnalysisO-1
Appendix P	Information Needed to Support Applicant’s Request to Perform Non-routine OperationsP-1
Appendix Q	Major DOT Regulations; Sample Shipping Documents, Placecard, Label and Bill of Lading.....Q-1
Appendix R	Guide to SI Units for Radiation Protection.....R-1
Appendix S	Fixed Gauge Audit Checklist.....S-1
Appendix T	Inventory Procedure & Inventory of Radioactive Sealed Sources & DevicesT-1
Appendix U	Record RetentionU-1
Appendix V	Transfer/Disposal.....V-1
Appendix W	NRH-60 Certification of Dispositions of MaterialsW-1
Appendix X	Delegation of Authority to Make Legally Binding StatementX-1

Abbreviations

ALARA	as low as is reasonably achievable
Am-241	americium-241
ANSI	American National Standards Institute
AU	authorized user
bkg	background
BPR	business process redesign
Bq	Becquerel
CaF ₂	calcium fluoride
Cf-252	californium-252
CDE	committed dose equivalent
CEDE	committed effective dose equivalent
CFR	Code of Federal Regulations
Ci	Curie
C/kg	coulomb per kilogram
Co-60	cobalt-60
cpm	counts per minute
Cs-137	cesium-137
d	day
DOE	United States Department of Energy
DOT	United States Department of Transportation
EDE	effective dose equivalent
FDA	United States Food and Drug Administration
ft	foot
GBq	gigabecquerel
G-M	Geiger-Mueller
hr	hour
IN	Information Notice
IP	Inspection Procedure
kg	kilogram
Kr-85	krypton-85
LiF	lithium fluoride
m	meter
mCi	millicurie
mo	month

MOU	memorandum of understanding
mR	milliroentgen
mrem	millirem
mSv	millisievert
NCRP	National Council on Radiation Protection and Measurements
NIST	National Institute of Standards and Technology
NRC	United States Nuclear Regulatory Commission
NVLAP	National Voluntary Laboratory Accreditation Program
OSP	Office of State Programs
Q	Quality Factor
R	Roentgen
Rev.	revision
RQ	reportable quantities
RSO	radiation safety officer
SDE	shallow-dose equivalent
Sr-90	strontium-90
SI	International System of Units (abbreviated SI from the French Le Systeme Internationale d'Unites)
SSD	sealed source and device
std	standard
Sv	Sievert
TEDE	total effective dose equivalent
TI	transportation index
TLD	thermoluminescent dosimeters
URL	uniform resource locator
wk	week
yr	year

Definition

Department Nebraska Health and Human Services

Contact the Department at:

Nebraska Health and Human Services
Radioactive Materials Program
301 Centennial Mall South
P.O. Box 95026
Lincoln, NE 68509-5026
Phone: (402)471-2168

Regulatory Guide Summary

This Regulatory Guide 3.13 has been developed to streamline the application process for a fixed gauge license for the applicant. A copy of the application NRH-5 "Application for Material License" is located in Appendix A.

"Supporting Information Requested in Items 4 through 14 of NRH Form 5" located in Appendix B is a checklist to help the applicant complete NRH-5. Appendix B should be completed and attached to the application NRH-5 when submitting it. Each section of the Appendix B's checklist refers to a number on the application NRH-5. Part III of this guide gives detailed explanation concerning how to complete each part and an explanation.

Appendix C through X provide examples, models and additional information that can be used when completing the application. Appendix C is an example of a fixed gauge license. It contains the conditions most often found in fixed gauge device licenses. However all licenses will not have the same conditions.

It typically takes 60-90 days for a license to be issued plus additional time if the application is not complete. Appendix D is a checklist that is used by the Department to review the applications. When submitting the application be sure to include the appropriate application fee for a fixed gauge device.

In summary the applicant will need to do the following to submit an application for a fixed gauge licenses.

- Use this regulatory guide to prepare the application NRH-5.
- Complete the application NRH-5 (Appendix A) and the checklist (Appendix B.) See Part III of this guide for additional information.
- In addition to Appendix A and B each application will need to include the following appendixes or alternative procedures:
Appendix E "Duties of the Radiation Safety Officer"
Appendix F "Operating and Emergency Procedures"
Appendix G "Facility Diagram"
- Include any additional attachments.
 - All supplemental pages should be typed on 8 ½" x 11" paper.
 - Please identify all attachments with the applicants name and license number (if a renewal), item number which it relates to on Appendix B, page number and application date.
- Avoid submitting proprietary information unless it is absolutely necessary.
- Submit an original signed application along with attachments and if possible an electronic copy on a diskette or CD.
- Submit the application fee.
- Retain one copy of the license application and attachments for future reference.
- The license will require that radioactive material be possessed and used in accordance with statements, representation and procedures provided in the application and supporting documentation.

If you have any questions about the applications process please contact this office at (402) 471-2168.

Our website is located at: <http://www.dhhs.ne.gov/rad/>

Page intentionally left blank.

I. Introduction

A. General

Nebraska signed an agreement with the Atomic Energy Commission (now the U.S. Nuclear Regulatory Commission (NRC)) on October 1, 1966. The agreement gave Nebraska the authority to license and regulate radioactive material users in the State of Nebraska. With the exception of nuclear power plants and federally controlled facilities, the Nebraska Department of Health and Human Services (DHHS) or (Department), regulates the possession and use of radioactive material within the state. The NRC has signed similar agreements with other states. These states are referred to as Agreement States.

Under authority of the “Revised Statutes of Nebraska 1943 Article 35 (the Radiation Control Act), the Department issues licenses to users of radioactive material and performs inspections to ensure compliance with Title 180 Nebraska Administrative Code (NAC) Nebraska Regulations for Control of Radiation.

This document, “Regulatory Guide 3.13, "Guidance for Radioactive Material – Fixed Gauge Licenses" is intended for use by applicants, licensees, DHHSL license staff reviewers. It supersedes the guidance for applicants and licensees previously found in Regulatory Guide 3.13 (Rev 4) April 2010, "Guide for the Preparation of Applications for Licenses for the use of Sealed Sources in Non-Portable Gauging Devices.”

This guide uses current information found in the U.S. Nuclear Regulatory Commissions (NRC) NUREG 1556, Vol. 4 "Consolidated Guidance about Materials Licenses: Program-Specific Guidance about Fixed Gauge Licenses" and other sources.

B. Purpose of Guide

This guide provides instructions for preparing a fixed gauge license application as well as criteria for evaluating fixed gauges license applications. It is not intended to address the research and development of fixed gauges or the commercial aspects of manufacturing, distribution, and service of such devices. Within this document, the phrases or terms, “fixed gauge,” “gauging devices,” or “gauges” are used interchangeably.

Applicants or licensees wishing to renew their licenses should submit a complete application according to this Regulatory Guide.

Regulatory Guide 3.13, "Radioactive Material - Guidance for Fixed Gauge Licenses", is also available electronically by visiting the Department’s Radioactive Materials Page <http://www.dhhs.ne.gov/rad/>

This guide identifies the information needed to complete Form NRH 5 (Appendix A), "Application for Material License," for the use of sealed sources in fixed gauging devices.

Appendix B “Supporting Information Requested in Items 4 through 14 of NRH Form 5” should be used as an attachment to Appendix A for fixed gauge licenses. The applicant should use this Appendix B as a checklist to ensure completeness of their submittal. Each sections of the checklist refers to a number on the application (Appendix A) and more detailed information about what is needed can be found in Part III of this Regulatory Guide.

If the applicant needs to provide supplemental information to Appendix B make sure that the supplemental information and attachments each have the applicants name and license number (if a renewal), item number which it relates to on Appendix B, page number and application date.

Appendixes C through X provide examples, models and additional information that will be needed to complete Appendix A and B. Appendix C is a sample fixed gauge license; it contains the conditions most often found on these licenses, although not all licenses will have all conditions.

Appendix D is a checklist that Department staff will use to review applications and applicants can use to check for completeness. It typically takes 60-90 days for a license to be issued, particularly if additional information must be requested.

The information submitted in the application must be sufficient to demonstrate that proposed equipment, facilities, personnel and procedures are adequate to protect the health and property of the citizens of Nebraska according to the Department’s guidelines. Submission of incomplete or inadequate information will result in delays in the approval process for the license. Additional information will be requested when necessary to ensure that an adequate radiation safety program has been established. Such requests for additional information will delay completion of the application’s review and may be avoided by a thorough study of the regulations and these instructions prior to submitting the application.

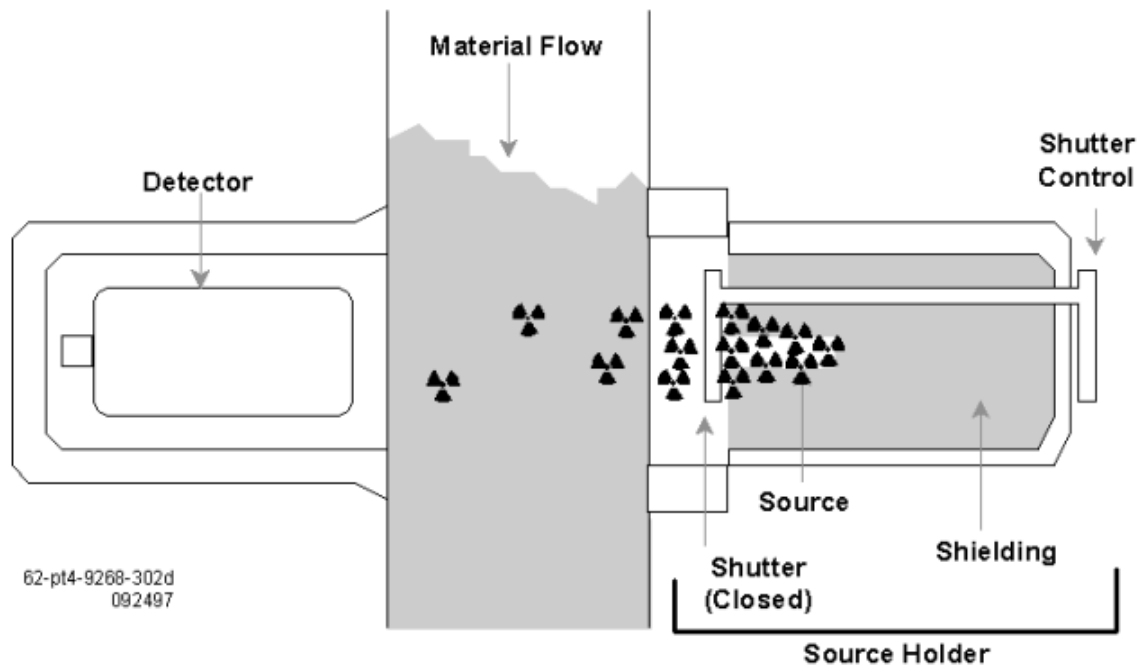


FIGURE 1 Fixed Gauge Basic Design Features. Cutaway of a typical fixed gauge diagramming the basic design features: the source, source holder, detector, shutter, shutter control or on-off mechanism, and shielding.

This regulatory guide addresses a variety of radiation safety issues associated with fixed gauges of many designs. Figure 1 is a cutaway diagram of a typical fixed gauge showing basic design features. Figure 2 illustrates various designs of fixed gauges based, in part, on their intended use and the location of the radioactive source within the gauges. Typically gauges are used for process control (e.g., to measure the thickness of paper, the density of coal, the level of material in vessels and tanks, and volumetric flow rate). Because of differences in design, manufacturers provide appropriate instructions and recommendations for proper operation and maintenance. In addition, with gauges of varying designs, the sealed sources may be oriented in different locations within the devices, resulting in different radiation safety problems.

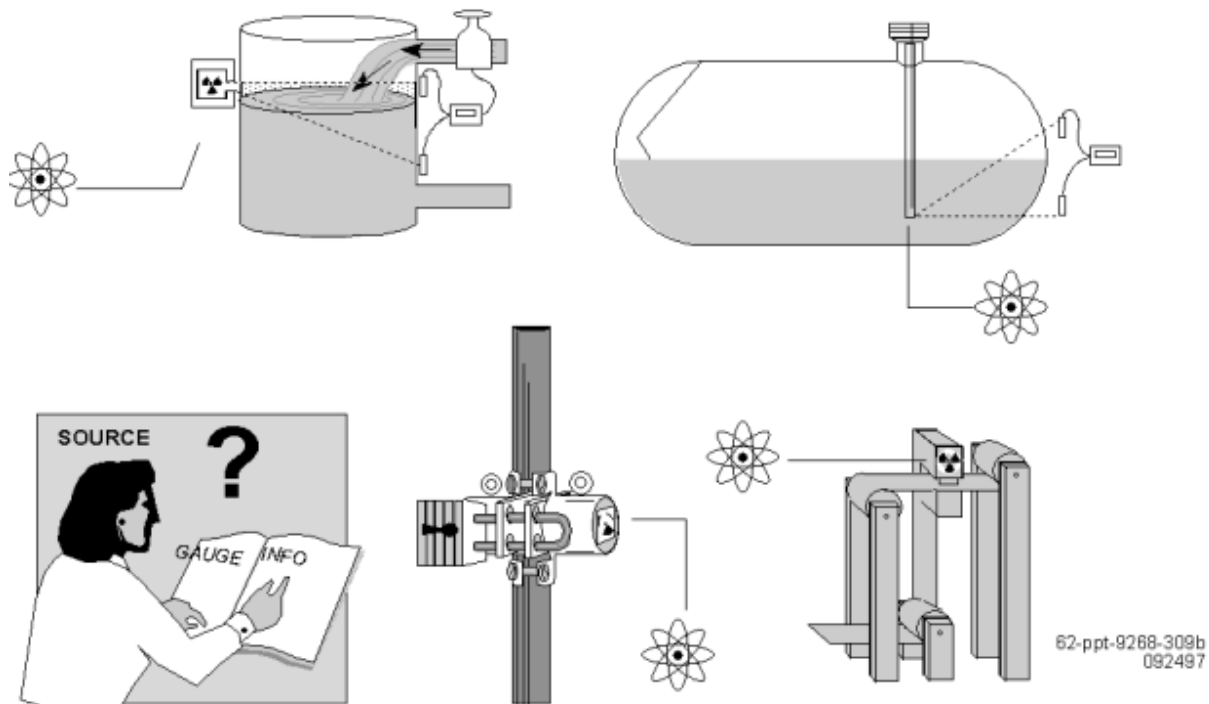


FIGURE 2 Where is the Radioactive Source? The wide variety of fixed gauge designs results in different radiation safety considerations.

Radioactive Material Licensees from other agreement states and NRC licensees who wish to conduct operations at temporary job sites in Nebraska should contact the Department. A licensee should request authorization well in advance of scheduled use to ensure compliance with Nebraska’s reciprocity requirements.

C. Management Responsibility

The Department recognizes that effective radiation safety program management is vital to achieving safe and compliant operations. The Department also believes that consistent compliance with its regulations provides reasonable assurance that licensed activities will be conducted safely.

To ensure adequate management involvement, a management representative must sign the submitted application acknowledging management's commitments and responsibility for the following:

- Radiation safety, security and control of radioactive materials, and compliance with regulations;
- Completeness and accuracy of the radiation safety records and information provided.
- Knowledge about the contents of the license and application;
- Committing adequate resources (including space, equipment, personnel, time, and if needed, contractors) to the radiation protection program to ensure that public and worker

safety is protected from radiation hazards and compliance with regulations is maintained; and

- Selecting and assigning a qualified individual to serve as the Radiation Safety Officer (RSO) for their licensed activities.

Management must be committed to the As Low As Reasonably Achievable (ALARA) philosophy of maintaining occupational and public radiation dose as low as reasonably achievable.

- All personnel using fixed gauges will be made aware of management's commitment to the ALARA philosophy and they will be instructed in the procedures necessary to keep their exposures as low as possible.
- The Radiation Safety Officer will be delegated authority to ensure adherence to ALARA principles. Management will support the RSO in stances where this authority must be asserted.
- All reasonable modifications will be made to procedures, equipment and facilities to reduce exposures, unless the cost is considered to be unjustified. Management will be prepared to describe the reasons for not implementing modifications that have been recommended.

D. Applicable Regulations

The following portions of the regulations are applicable to the use of radioactive material in the form of sealed sources in fixed devices and should be used in conjunction with this guide:

- 180 NAC 1 "General Provisions"
- 180 NAC 3 "Licensing of Radioactive Material"
- 180 NAC 4 "Standards for Protection Against Radiation"
- 180 NAC 10 "Notices, Instructions and Reports to Workers: Inspections"
- 180 NAC 13 "Transportation of Radioactive Material"
- 180 NAC 15 "Training and Experience Requirements for Use of Radiation Sources"
- 180 NAC 17 "Enforcement of Radiation Control Act and Rights to Hearing Procedures for Licensees and Registrants; Penalties"
- 180 NAC 18 "Fees for Certificates of Registration, Radioactive Material(s) Licenses, Environmental Surveillance, Emergency Response and other Regulatory Services"

The Department amends the regulations periodically. Notification of changes will be provided as they occur; when applicable, the changes should be incorporated into the radiation safety program.

To request copies of Nebraska's Title 180 call Department of Health and Human Services, Radioactive Materials Program at (402) 471-2079 or FAX (402) 471-0169 or write to Health and Human Services, Radioactive Materials Program, P.O. Box 95026, Lincoln, NE 68509. A current copy of Title 180, is also available on the Internet at http://dhhs.ne.gov/publichealth/Pages/puh_enh_rad_regs_regindex.aspx

To request a federal publication, call GPO's order desk in Washington, DC at (202) 512-1800. Order the two-volume bound version of Title 10, Code of Federal Regulations, Parts 0-50 and 51-199 from the GPO, Superintendent of Documents, Post Office Box 371954, Pittsburgh, Pennsylvania 15250-7954. They are also available on the Internet at <http://www.nrc.gov/reading-rm/doc-collections/cfr>

Copies of U.S. Department of Transportation (DOT) regulations, 49 CFR can be ordered from the U.S. Government Printing Office by calling (904) 353-0569. The DOT's regulations are also available on the Internet at <http://www.gpoaccess.gov/cfr/index.html>

II. Filing an Application

A. General

An application for a specific license for use of radioactive material in the form of sealed sources in fixed devices should be submitted on NRH Form 5 (Appendix A), "Application For Radioactive Materials License" and Appendix B "Supporting Information Requested in Items 4 through 14 of NRH Form 5." Appendix D is a checklist for the applicant to ensure completeness of their submittal. Each section of the checklist refers to a number on the application (Appendix A). More detailed information about each item can be found in Part III of this guide.

The applicant should do the following:

- Be sure to use the most recent guidance in preparing an application.
- Complete Appendix A Items 1 through 3 and 15, on the form itself and items 4 through 14 should be completed on Appendix B.
- In addition to Appendix A and B each application will need to include the following Appendixes or alternative procedures:
 - Appendix E "Duties and Responsibilities of the Radiation Safety Officer"
 - Appendix F "Operating and Emergency Procedures"
 - Appendix G "Model Facility Diagram."
- If other supplemental pages are submitted with the application, identify and key them to the item number on the application or the topic to which it refers.
- Identify each supplementary page with applicants name and license number (if a renewal), item number which it relates to on Appendix B, page number and application date.
- Submit all documents, typed, on 8-1/2 x 11 inch paper.
- Avoid submitting proprietary information unless it is absolutely necessary.
- Submit an original, signed application and if possible a electronic copy on a diskette or CD.
- Retain one copy of the license application and attachments for future reference. When issued, the license will require that radioactive material be possessed and used in accordance with statements, representations and procedures provided in the application and supporting documentation.

All license applications are public information. If it is necessary to submit proprietary information, please contact the Department for specific information. Employee personal information, i.e., home address, home telephone number, social security number, date of birth, radiation dose¹ information, should not be submitted unless specifically requested by the Department.

¹ In this document, dose or radiation dose is used as defined in 180 NAC 1-002, i.e., a generic term that means absorbed dose, dose equivalent, effective dose equivalent, committed dose equivalent, committed effective dose equivalent, or total effective dose equivalent. These latter terms are also defined in 180 NAC 1-002.

Mail the original application with all attachments to:

Nebraska Health and Human Services, Division of Public Health
Radioactive Materials Program
301 Centennial Mall South
P.O. Box 95026
Lincoln, NE 68509.

B. License Fees

The following fees are assessed:

Application fee: A non-refundable fee for processing the license application. The amount is dependent on the category of license the applicant is seeking. Refer to 180 NAC 18-005.05, item 31.c. the application fees. Review of the application will not begin until the proper fee is received by the department. Once technical review has begun, no fees will be refunded; application fees will be charged regardless of the Department's disposition of an application or the withdrawal of an application. An application fee is also required to process an application for a new license replacing an existing license due to a change of ownership.

Annual fee: An annual fee covers department costs for administration of the materials licensing program. The amount is dependent on the license category. Refer to 180 NAC 18-005.05, item 22. Annual fees are due within 30 days of issuance of the new license; an invoice for this fee is included with the cover letter accompanying a new license.

Note: Fees are not charged for license renewals, amendment requests, routine inspections, license terminations, or requests for regulatory information (except for document copying costs).

Please make check or money order payable to “**Nebraska Department of Health and Human Services.**”

Direct all questions about the Department's fees to the Radioactive Materials Program in the Nebraska Department of Health and Human Services, Radioactive Materials Program.

III. Contents of an Application

1.a. Legal Name and Street Address

List the legal name and mailing address of the applicant's corporation or other legal entity with direct control over use of the radioactive material; a division or department within a legal entity may not be a licensee. An applicant corporation or other legal entity must be specified by legal name as registered with the Nebraska's Secretary of State (402) 471-4079. An individual may be designated as the applicant only if the individual is acting in a private capacity and the use of the radioactive material is not connected with employment in a corporation or other legal entity.

Response from Applicant:

Provide the mailing address where correspondence should be sent. This may or may not be the same as the address at which the material will be used as specified in Item 1.b.

Note: The Department must be notified in the event of change of ownership or control and bankruptcy proceedings; see below for more details.

Timely Notification of Change of Ownership or Control:

Regulations: 180 NAC 3-017.02.

Criteria: *Licensees must provide full information and obtain the Department's prior written consent before transferring ownership or control of the license, or, as some licensees call it, "transferring the license."*

Changes in ownership may be the results of mergers, buyouts, or majority stock transfers. Although it is not the Department's intent to interfere with the business decisions of licensees, it is necessary for licensees to obtain prior Department written consent. This is to ensure the following:

- Radioactive materials are possessed, used, or controlled only by persons who have valid Department licenses;
- Materials are properly handled and secured;
- Persons using these materials are competent and committed to implementing appropriate radiological controls;
- A clear chain of custody is established to identify who is responsible for final disposal of the gauge(s); and
- Public health and safety are not compromised by the use of such materials.

Response from applicant: None from an applicant for a new license; Appendix H identifies the information to be provided about changes of ownership or control.

Notification of Bankruptcy Proceedings:

Regulation: 180 NAC 3-017.05

Criteria: *Immediately following filing of voluntary or involuntary petition for bankruptcy for or against a licensee, the licensee must notify the Department in writing, identifying the bankruptcy court in which the petition was filed and the date of filing.*

Response from applicant. None at time of application for a new license.

1.b. Street Address at Which Radioactive Material Will Be Used. (If Different From 1A.)**Response from Applicant:**

Specify by the actual location(s) where the radioactive material in sealed sources, source holder, gauges, etc will be possessed, stored and/or used. other than described in Item 1.a. Do not list an address by post office box as this will not be sufficient for Department inspector to find the facility's location.

An Department approved license amendment is required before locating a gauge at an address not already listed on the license, whether that gauge is an additional unit or a relocation of an existing unit.

For information on conducting operations at temporary job sites (i.e. locations where work is conducted for limited periods of time, refer to the section in this guide called "Fixed Gauges Used at Temporary Job Sites." That section offers examples of operations where fixed gauges might be used at temporary job sites and gives information which should be provided to the Department to support a request for these operations.

Applicants need to provide diagrams and/or sketches identifying the specific locations of the fixed gauges within the facility.

Note: As discussed later under "Financial Assurance and Record keeping for Decommissioning," licensees need to maintain permanent records on where licensed material is used or stored while the license was in force. This is important for making future determinations about the release of these locations for unrestricted use (e.g., before the license is terminated). For fixed gauge licensees, acceptable records are sketch or written descriptions of the specific locations where each gauge was used or stored and any information relevant to the damaged devices or leaking radioactive sources.

2. Department To Use Radioactive Material – Contact Person

Response from Applicant:

Identify the individual who can answer questions about the application and include his or her telephone number. This is typically the radiation safety officer, unless the applicant has named a different person as the contact. The Department will contact this individual if there are questions about the application.

Notify the Department if the contact person or his or her telephone number changes so that the Department can contact the applicant or licensee in the future with questions, concerns, or information. This notice is for "information only" and does not require a license amendment.

3. License Action Type

Response from Applicant:

Mark the appropriate choice; if submitting an amendment request or a renewal application, indicate the applicable radioactive materials license number.

Note: Items 4-14 may be addressed by completing Appendix B “Supporting Information Requested in Items 4 through 14 of NRH Form 5.”

4. Individual User(s)

Regulations: 180 NAC 15-027

Criteria: *The Authorized User (AU) must be able to demonstrate competency in use, maintenance and transfer of a device by satisfactory completion of an eight hour course provided by the manufacturer of the device or an Department approved course.*

A fixed gauge licensee does not have to list the name of each authorized users (AU) in the application. Radioactive material shall only be used by, or under the supervision and in the physical presence of, individuals who have successfully completed a manufacturer's or Department approved training program for gauge users. Authorized users need to be approved in writing by the Radiation Safety Office

Maintaining documentation of training (including valid training certificates) for each user on file for inspection purposes is required to demonstrate that personnel are adequately trained.

The training program must provide that all AUs will complete either:

A manufacturer's training course consisting of 8 hours:

Or

An Department approved course. In order to approve a training course the Department will need a description of the training, including the topics covered in the training, the time to be spent on each topic, and the name and qualifications of the instructor. The training should be equivalent to that provided in the device manufacturer's training program. An instructor should have training in radiation safety and hands on experience. See Appendix I.

Response from Applicant:

- Provide this statement: "The radiation safety officer will maintain documentation of training for authorized users and his/her approval of the authorized user."

4.A. Training for Individual Who in the Course of Employment Are Likely to Receive Occupational Doses of Radiation in Excess of 1 mSv (100 mrem) in a Year (Occupationally Exposed Workers) and Ancillary Personnel

Regulations: 180 NAC 10-002 through 10-004, 180 NAC 4-031 and 180 NAC 3-011

Criteria: *Individuals who in the course of employment are likely to receive occupational doses of radiation in excess of 1 mSv (100 mrem) in a year must receive training according to 180 NAC 10-003. The extent of this training must be commensurate with potential radiological health protection problems present in the work place.*

Licensees need to perform a prospective evaluation to determine radiation doses likely to be received by different individuals or groups. AUs, and individuals performing installations, relocations, non-routine maintenance, or repairs would be most likely to receive doses in excess of 1 mSv (100 mrem) in a year. See the previous section for a discussion of training and experience for Individual User(s). Licensee personnel who work in the vicinity of a fixed gauge but do not use gauges (ancillary staff) are not required to have radiation safety training as long as they are not likely to receive 1 mSv (100 mrem) in a year. However, to minimize potential radiation exposure when ancillary staff are working in the vicinity of a fixed gauge, it is prudent for them to work under the supervision and in the physical presence of an AU or to be provided some basic radiation safety training. Such ancillary staff should be informed of the nature and location of the gauge and the meaning of the radiation symbol, and should be instructed not to touch the gauge and to keep away from it as much as their work permits.

Some ancillary staff, although not likely to receive doses over 1 mSv (100 mrem), should receive training to ensure adequate security and control of licensed material. Licensees may provide these individuals with training commensurate with their assignments in the vicinity of the gauge, to ensure the control and security of licensed material.

Response from Applicant: The applicant's training program, for individuals who in the course of employment are likely to receive occupational doses of radiation in excess of 1 mSv (100 mrem) in a year (occupationally exposed workers) and ancillary personnel, will be examined during inspections, but should not be submitted in the license application.

5. Radiation Safety Officer (RSO)

Regulations: 180 NAC 3-011 item 1, 180 NAC 15-027

Criteria: *RSO's must have adequate training and experience. Have fixed gauge manufacturer's course for RSO's or equivalent course that meets Appendix I criteria.*

All licensees must have an RSO designated by and responsible to the corporation's management for the coordination of the radiation protection program and for ensuring compliance with the applicable regulations and license provision. As a minimum, the RSO shall have sufficient training and experience to be an Authorized User of the requested radioactive materials, unless otherwise specified in the license.

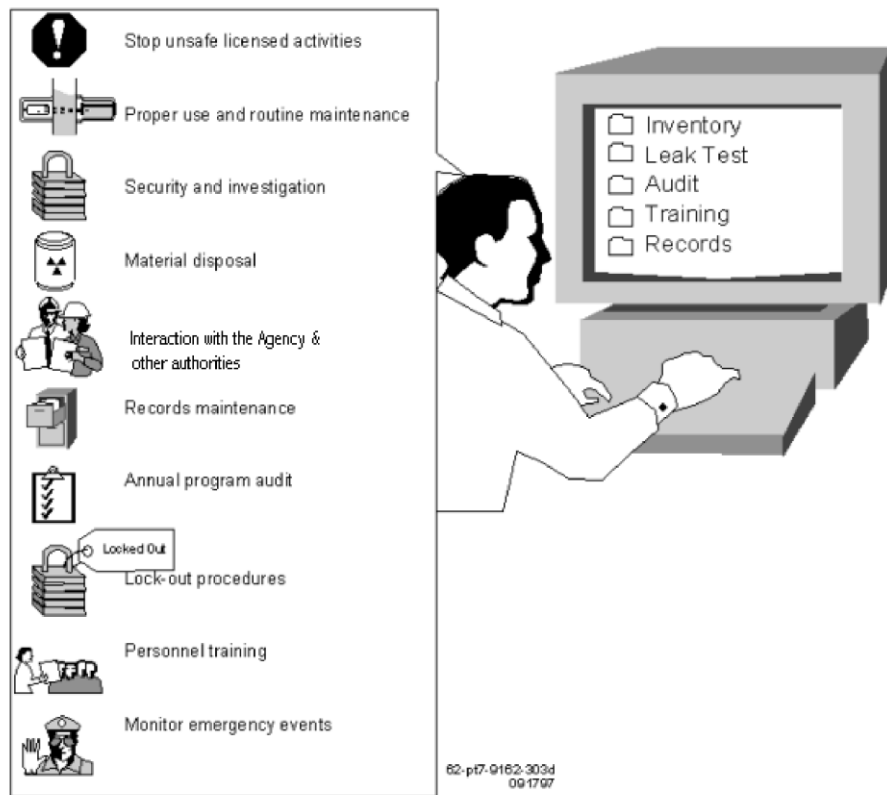


FIGURE 3 **RSO Responsibilities. Typical duties and responsibilities of RSO's.**

The RSO needs independent authority to stop operations that he or she considers unsafe. He or she must have sufficient time and commitment from management to fulfill certain duties and responsibilities to ensure that radioactive materials are used in a safe manner. Typical RSO duties are illustrated in Figure 3. See Appendix E for duties and responsibilities of the RSO.

The Department requires the name of the RSO on the license to ensure that the licensee management has identified a responsible, qualified person and that the named individual knows of his or her designation as RSO.

Response from Applicant: Provide either of the following:

- List name of the RSO and telephone number
- AND**
- A statement that: “The documentation for the training of the RSO are attached.”
- AND**
- A statement that: “The RSO will perform the duties and responsibilities of a RSO per Appendix E of Regulatory Guide 3.13, ‘Radioactive Material –Guidance for Fixed Gauge Licenses.’”

OR

- A statement: “Will provide alternate list of duties and responsibilities of the RSO per the criteria of Appendix E.”

Note:

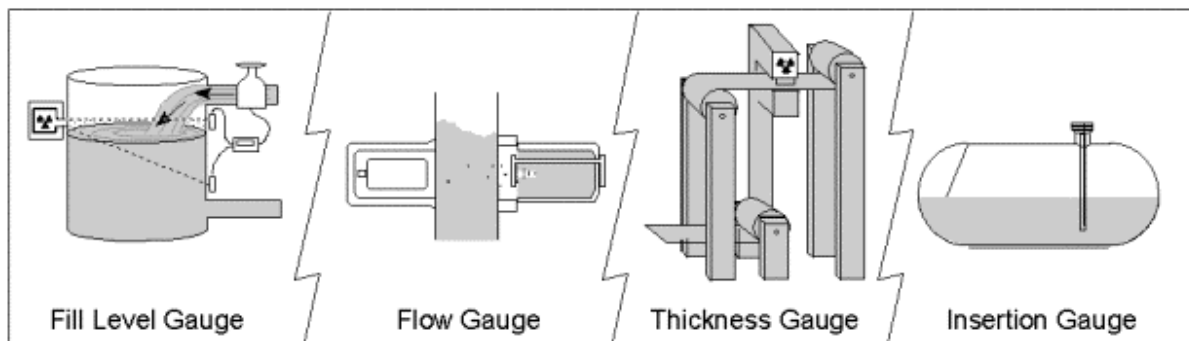
- It is important to request an amendment to the license as soon as possible for changes in the designation of the RSO.

6. Radioactive Material Data

Regulation: 180 NAC 3-014

Criteria: *Applicants must provide the manufacturer’s or distributor’s name and model number for each requested sealed source and device. Licensees will only be authorized for sealed sources and devices registered by an Agreement State or the NRC.*

Agreement States and the NRC perform safety evaluations of gauges before authorizing a manufacturers or distributor to distribute the gauges to specific licensees. The safety evaluation is documented in a Sealed Source and Device (SSD) Registration Certificate. Before the SSD registration process was formalized, some older gauges may not have been evaluated in a separate document but were specifically approved on a license. Licensees can continue to use these gauges that are specifically listed on their licenses. Some examples of fixed gauges are shown in Figure 4.



62-ppt-9268-307d
091797

FIGURE 4 **Examples of Several Different Types of Fixed Gauges**

Consult with the proposed manufacturer or distributor to ensure that requested sources and devices are compatible and conform to the sealed source and device designations registered with NRC or an Agreement State. Licensees may not make any changes to the sealed source, device, or source/device combination that would alter the description or specifications from those indicated in the respective registration certificates, without obtaining the Department's prior permission in a license amendment.

SSD Registration Certificates contain sections on "Conditions of Normal Use" and "Limitation and Other Considerations of Use." These sections may include limitations derived from conditions imposed by the manufacturer or distributor, by particular conditions of use that would reduce radiation safety of the device, or by circumstances unique to the sealed source or device. For example, working life of the device or appropriate temperature and other environmental conditions may be specified. Except as specifically approved by the Department, licensees are required to use gauges according to their respective SSD Registration Certificates. Accordingly, applicants may want to obtain a copy of the certificate and review it with the manufacturer or distributor or with the NRC or the issuing Agreement State to ensure that it correctly reflects the radiation safety properties of the source or device. See Appendix J for an example of a fixed gauge SSD Registration Certificate.

Response from applicant:

- **Item 6.a:** Identify each radionuclide that will be used in each source in the gauging device(s).
- **Item 6.b:** Identify the manufacturer and model number (not the serial number) of each sealed source that will be used in the fixed gauging device. Confirm that each sealed source, device and source/device combination is registered as an approved sealed source or device in the Sealed Source and Device regulation issued by NRC or an Agreement State.
- **Item 6.c:** Specify the maximum amount of radioactive material that will be in each sealed source. Confirm that the activity per source will not exceed the maximum activity listed on the approved Sealed Source and Device registration issued by NRC or an Agreement State.
- **Item 6.d:** Specify the purpose for use of the gauging device. For example, a fixed gauge is normally used for measuring levels or densities of material. **AND** Identify the manufacturer and model number of the gauging device in which the sealed sources will be used.

Note: The NRC maintains the National Sealed Source and Device Registry (NSSDR). The Registry is a collection of registration certificates for sealed sources and devices which contain sealed sources. The registration certificates contain detailed information on the sources and devices, such as how they are permitted to be distributed and possessed (specific license, general license, or exempt), design and function, radiation safety, and limitations on use.

Financial Assurance and Record Keeping for Decommissioning

Regulations: 180 NAC 3-017.02, 180 NAC 3-018.

Criteria: *Fixed gauge licensees authorized to possess sealed sources containing radioactive material in excess of the limits specified in 180 NAC 3-018.02 and 3-018.04 must provide evidence of financial assurance for decommissioning.*

Even if no financial assurance is required, licensees are required to maintain, in an identified location, decommissioning records related to structures and equipment where gauges are used or stored and to leaking sources. Pursuant to 180 NAC 3-018.07, licensees must transfer these records important to decommissioning to the new licensee.

The requirements for financial assurance are specific to the types and quantities of byproduct material authorized on a license. Most fixed gauge applicants and licensees do not need to comply with the financial assurance requirements because the thresholds for sealed sources do not exceed the threshold in 180 NAC 3-018.02 and 3-018.04. The threshold for typical radionuclides used for fixed gauge sealed sources are shown in Table 1.

Table 1 Examples of Minimum Inventory Quantities Requiring Financial Assurance

Radionuclide (Sealed Sources)	Activity in Gigabecquerels	Activity in Curies
Co-60	3.7×10^5	10,000
Kr-85	3.7×10^7	1,000,000
Sr-90	3.7×10^4	1,000
Cs-137	3.7×10^6	100,000
Am-241	3.7×10^3	100
Cf-252	3.7×10^3	100

A licensee would need to possess hundreds of gauges before the financial assurance requirements would apply. Since the standard fixed gauge license does not specify the maximum number of gauges that the licensee may possess (allowing the licensee flexibility in obtaining gauges as needed without amending its license), it contains a condition requiring the licensee to limit its possession of gauges to quantities not requiring financial assurance for decommissioning. Applicants and licensees desiring to possess gauges exceeding the threshold amounts must submit evidence of financial assurance.

Applicants requesting more than one radionuclide may determine whether financial assurance for decommissioning is required by calculating, for each radionuclide possessed, the ratio between the activity possessed, in curies, and the radionuclide's threshold activity requiring financial

assurance, in curies. If the sum of such ratios for all of the radionuclides possessed exceeds "1" (i.e., "unity"), then applicants must submit evidence of financial assurance for decommissioning.

The same regulation also requires that licensees maintain records important to decommissioning in an identified location. All fixed gauge licensees need to maintain records of structures and equipment where each gauge was used or stored. As-built drawings with modifications of structures and equipment shown as appropriate fulfill this requirement. If drawings are not available, licensees shall substitute appropriate records (e.g., a sketch of the room or building or a narrative description of the area) concerning the specific areas and locations. If no records exist regarding structures and equipment where gauges were used or stored, licensees shall make all reasonable efforts to create such records based upon historical information (e.g. employee recollections). In addition, if fixed gauge licensees have experienced unusual occurrences (e.g., leaking sources, other incidents that involve spread of contamination), they also need to maintain records about contamination that remains after cleanup or that may have spread to inaccessible areas.

Response from Applicant: No response is needed from most applicants. If financial assurance is required, submit the documentation required under Title 180 NAC 3-018.

Note: Licensees must transfer records important to decommissioning to the new licensee before licensed activities are transferred or assigned in accordance with Title 180 NAC 3-017.02. For fixed gauge licensees whose sources have never leaked, acceptable records important to decommissioning are sketches or written descriptions of the specific locations where each gauge was used or stored.

7. & 8. Training of Individual and Experience

Regulations: 180 NAC 10-002, 180 NAC 3-011, 180 NAC 15-027.

Criteria: *Authorized users must have adequate training and experience. See item "4. Individual User(s)" and item "5. Radiation Safety Officer."*

Response from Applicant: Provide the following:

- A statement that: "Authorized users and the radiation safety officer will demonstrate competency in use, maintenance and transfer of the device(s) by satisfactory completion of eight(8) hour course provided by the manufacturer of the gauge

OR

- Submit a course to be approved by the Department. See Appendix I for course criteria.

Note: The licensee will need to maintain training records on file for each authorized user and will maintain records showing the approval by the RSO of the authorized users. This will be reviewed at the time of inspection.

9. Radiation Detection Instruments

Regulations: 180 NAC 4-021.01, 4-048.01, 3-011

Criteria: *Licensees must possess, or have access to, radiation monitoring instruments which are necessary to protect health and minimize danger to life or property. Instruments used for quantitative radiation measurements must be calibrated periodically for the radiation measured.*

Usually it is not necessary for fixed gauge licensees to possess a survey meter. However, surveys according to 180 NAC 4-021 will be required if an applicant plans to conduct non-routine operations. This includes installation, initial radiation surveys, relocation, removal from service, dismantling, alignment, replacement, disposal of the sealed source, and non-routine maintenance and repair of components related to the radiological safety of the gauge. Because some of these operations may increase the risk of radiation exposure, individuals performing these operations should be carefully monitored with a survey meter. Such survey meters should be properly calibrated.

Licensees who perform surveys pursuant to 180 NAC 4-021 must possess a survey meter that:

- Measures at least 0.3 through 1 through 200 mR per hour (50 microcoulombs per kilogram)
- Is capable of measuring the radiation being emitted from the gauges sealed source
- Is checked for functionality with a source of radiation at the beginning of each day of use (e.g., with the gauge or a check source)
- Is calibrated:
 - At intervals not to exceed 12 months
 - Using a source of radiation similar to those found in the gauges
 - To ensure that exposure rates indicated by the meter do not vary from the actual exposure rates by more than $\pm 20\%$ on each scale
 - After any servicing or repair (other than a simple battery exchange)
 - By the instrument manufacturer or person specifically authorized by the Department, an Agreement State or NRC

Since many fixed gauge licensees are not required to possess a survey meter, applicants should preplan how they will obtain assistance in performing a radiation survey in the event of an emergency (e.g., obtain a survey instrument from hospitals, universities, other Department, Agreement State or NRC licensees, or local emergency response organization). It is important to determine as soon as possible after an incident, by the use of a radiation survey meter, whether the shielding and source are intact.

For those licensees using gauges containing only beta, neutron or alpha-emitting radionuclides, specialized survey instruments may be required.

Response from Applicant: Provide one of the following:

- A statement that: “We will possess and use a survey instruments that meet the Criteria in the section entitled “Radiation Detection Instruments” of “Radioactive Material Guidance for Fixed Gauge Licenses,” Regulatory Guide 3.13 (Rev.2), in the event of an incident.”

OR

- A statement that: “We have access to a radiation survey meter that meets the criteria in the section entitled 'Radiation Detection Instruments' of “Radioactive Material Guidance for Fixed Gauge Licenses,” Regulatory Guide 3.13 (Rev.2), in the event of an incident.”

AND

- Attach a plan of how an instrument will be obtained.

Notes:

- Applicants who plan to perform non-routine maintenance that requires the source from the gauge will need to possess and use a radiation survey meter that meets more stringent criteria. Refer to Appendix P for more information.
- Alternative responses will be reviewed against the criteria listed above.

Appendix R “Guide to SI Units for Radiation Protection” may be helpful to you.

10. Calibration of Instruments Listed in Item 9

If radiation detection instruments will be used, mark the appropriate box to indicate how calibrations will be performed. Calibrations should be sensitive enough to detect all types of radiation emitted from the gauge sources, and should meet all requirements identified in Appendix L.

Notes:

- The Department license will state that survey meter calibrations will be performed by the instrument manufacturer or a person specifically authorized by the Department, an Agreement State or the NRC, unless the applicant specifically requests this authorization. Applicants seeking authorization to perform survey meter calibrations must submit additional information for review. See Appendix L for more information.
- Regardless of whether an applicant is authorized to calibrate survey meters or contracts an authorized firm to perform calibrations, the licensee must retain calibration records for at least 3 years.

Response from Applicant: Provide one of the following:

Calibration by Service Company

- A statement that: “We will possess a survey meter and will have the instrument calibrated annually. The calibration service company’s, name, address, license number and the state or federal Department that issued the company’s license is provided below.”

Name_____

Address_____

License number_____

Issuing Agency_____

OR

Calibration By Applicant

- A statement that: “We will calibrate the survey instruments in-house annually. We have submit detailed information describing the facilities, equipment, personnel, and procedures to be used to perform the calibrations.”

AND

- Provide a in-house calibration procedure for Department approval.

Note: Appendix L “Model Survey Instrument Calibration Program” contains calibration procedures acceptable to the Department.

OR

- A statement that: “We plan to have access to a survey meter.” And list where access will be obtained from.

11. Personnel Monitoring Devices

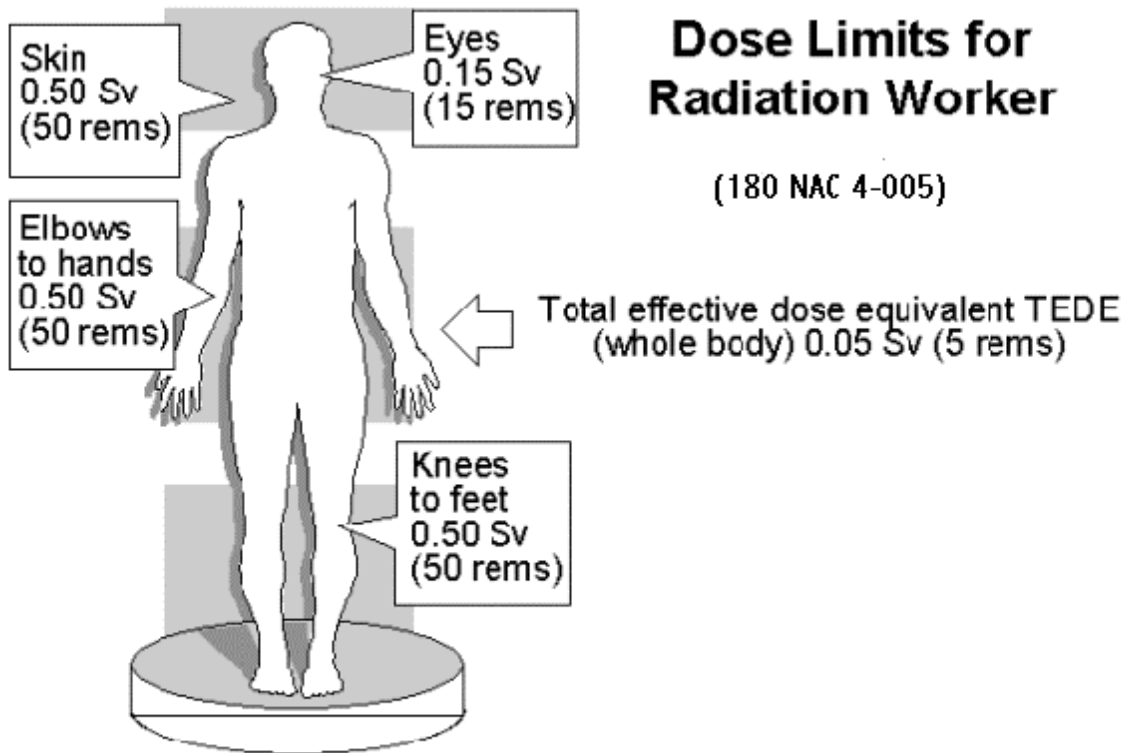
Regulations: 180 NAC 4-005, 180 NAC 4-006, 180 NAC 4-011, 180 NAC 4-012, 180 NAC 4-022.

Criteria: *Applicants must do either of the following:*

- *Provide dosimetry processed and evaluated by a National Voluntary Laboratory Accreditation Program (NVLAP) approved processor that is exchanged at a frequency recommended by the processor.*

OR

- *Maintain, for inspection by the Department, documentation demonstrating that unmonitored individuals are not likely to receive, in one year, a radiation dose in excess of 10 percent of the allowable limits. Annual Dose limits for radiation workers 180 NAC 4-005:*



62-pt4-9162-320a
100297

FIGURE 5 **Annual Dose Limits for Occupationally Exposed Adults.**

Under conditions of routine use, the typical fixed gauge user does not require a personnel monitoring device (dosimetry). A gauge user also does not require dosimetry when proper emergency procedures are used. Appendix M provides guidance on performing a prospective evaluation demonstrating that fixed gauge users are not likely to exceed 10% of the limits as shown in Figure 5 and thus, are not required to have personnel dosimetry.

Individuals who perform non-routine operations such as installation, initial radiation survey, repair, and maintenance of components related to the radiological safety of the gauge, gauge relocation, replacement, and disposal of sealed sources, alignment, or removal of a gauge from service are more likely to exceed 10% of the limits as shown in Figure 5. Applicants may be required to provide dosimetry (whole body and perhaps extremity monitors) to individuals performing such services or must perform a prospective evaluation demonstrating that unmonitored individuals performing such non-routine operations are not likely to receive, in one year, a radiation dose in excess of 10% of the allowable limits as shown in Figure 5.

Part 1 of Appendix M provides guidance on preparing a written evaluation demonstrating that users are not likely to exceed 10 percent of the applicable limits and thus, are not required to have personnel dosimetry.

When personnel monitoring is needed, most licensees use either film badges, optically stimulated luminescence dosimeters (OSLD) or thermoluminescent dosimeters (TLDs) that are supplied by a NVLAP-approved processor. The exchange frequency for film badges is usually monthly due to

technical concerns about film fading. The exchange frequency for TLDs and OSLDs is usually quarterly. Applicants should verify that the processor is NVLAP-approved. Consult the NVLAP-approved processor for its recommendations for exchange frequency and proper use. A list of NVLAP accredited dosimetry vendors is available on the Internet at <http://ts.nist.gov/Standards/scopes/dosim.htm>

Each order of badges includes a control badge for measuring the amount of background radiation the badges receive each monitoring period and radiation received during shipping. This enables the control badge's reading to be subtracted from the total reading to provide an accurate record of each worker's occupational exposure. When not in use, personnel monitoring badges should be stored with the control badge to ensure accurate dosimetry records. **The control badge should be stored in a radiation free area.** The control badge must be returned with the other personnel monitoring badges each monitoring period.

Response from Applicant: Provide either of the following:

- A statement that: "We will provide dosimetry processed and evaluated by a NVLAP approved processor that is exchanged at a frequency recommended by the processor."

"We will be using the following type:

Film Badge TLD OSLD Other (Specify) _____

The supplier is: _____

The exchange frequency is:

Monthly Quarterly Other (Specify)

OR

- A statement that: "We will maintain, for inspection by the Department, documentation demonstrating that unmonitored individuals are not likely to receive, in one year, a radiation dose in excess of 10 percent of the allowable limits of 180 NAC 4"

Note: See Appendix M for guidance on demonstrating that unmonitored individuals are not likely to exceed 10 percent of the allowable limits.

12. Facilities and Equipment

Regulations: 180 NAC 3-011, item 2

Criteria: *Facilities and equipment must be adequate to protect health and to minimize danger to life or property. This may be demonstrated by the following:*

- *The location of the gauge is compatible with the "Conditions of Normal Use" and "Limitations and/or Other Considerations of Use" on the SSD Registration Certificate*
- *The fixed gauge is secured to prevent unauthorized removal or access (e.g., located in a locked room, permanently mounted, or chained and locked to a storage rack).*

Discussion: Fixed gauges incorporate many engineering features to protect the user from unnecessary radiation exposure in a wide variety of environments. Fixed gauges may be located in harsh environments involving variables such as pressure, vibration, mounting height/method, temperature, humidity, air quality, corrosive atmospheres, corrosive chemicals including process

materials and cleaning agents, possible impact or puncture conditions, and fire, explosion, and flooding potentials. Applicants need to consult the sections on the SSD Registration Certificate entitled, "Conditions of Normal Use" and "Limitations and/or Other Considerations of Use" to determine the appropriate gauge for a location. In those instances when a proposed location is not consistent with the SSD Registration Certificate, the applicant may ask the source or device manufacturer or distributor to request an amendment to modify the SSD Registration Certificate to include the new conditions. If the manufacturer or distributor does not request an amendment, the applicant must provide the Department with specific information demonstrating that the proposed new conditions will not impact the safety or integrity of the source or device.

Fixed gauges must be stored and used in such a manner as to prevent unauthorized removal or unauthorized use. Submit diagrams of all area in which radioactive material will be permanently stored or used. Diagrams and additional information should include:

- Diagram scale
- Indicate the direction.
- Mark and identify all areas adjacent. Specify the distance of the closes occupied work station to the radioactive material storage/use area. Areas where gauges are stored pending installation or disposal should also be included.
- Specify the building, floor, room number and principal use of each room or area.
- Indicate all lockable doors and storage containers for all storage/use location for radioactive material.

(See Appendix G for sample facility diagrams.)

Response from Applicant: Provide one of the following:

- “A diagram of the facility showing the location of each fixed gauge is attached. We will ensure that the location of each fixed gauge meets the criteria in the section entitled “Facilities and Equipment’ Instruments” in “Radioactive Material Guidance for Fixed Gauge Licenses,” Regulatory Guide 3.13 (Rev.2).”

OR

- “A diagram of the facility showing the location of each fixed gauge is attached.” Confirm that the fixed gauge is secured to prevent unauthorized removal or access; and submit specific information demonstrating that the proposed conditions will not impact the safety or integrity of the source or device. Address any instances where the proposed conditions exceed any conditions listed in the SSD Registration Certificate.

Note:

- Any deviations from an SSD Registration Certificate will require specific Department approval.
- Alternative responses will be evaluated using the criteria listed above.

13. Radiation Protection Program

13A. Operating and Emergency Procedures

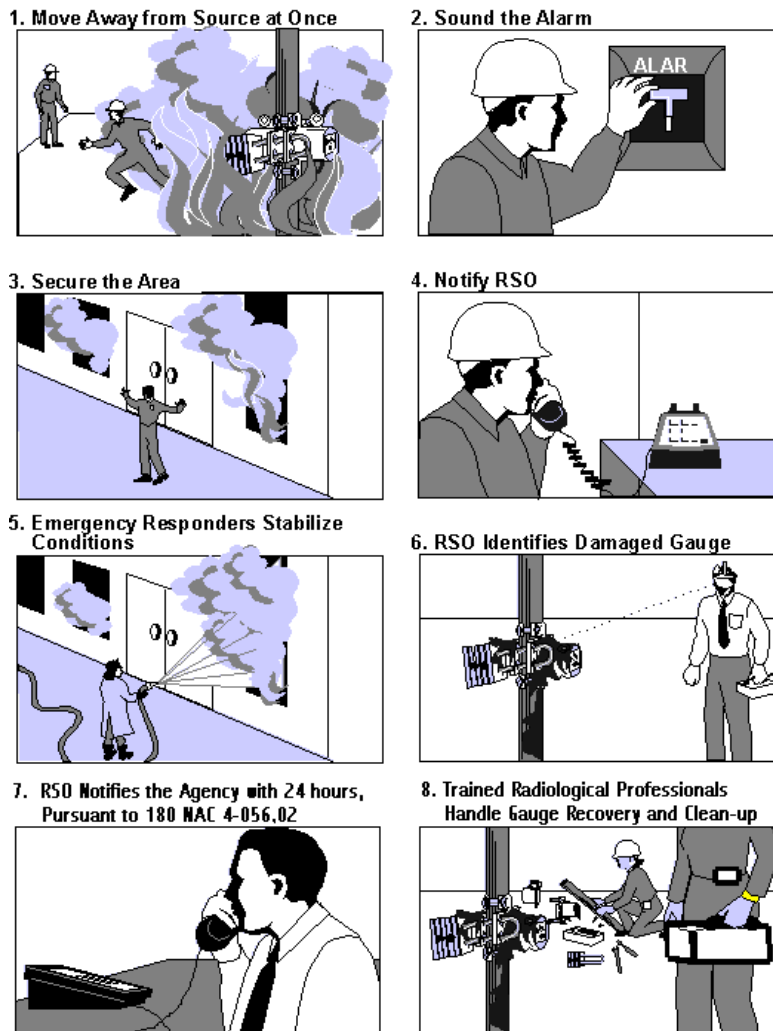
Regulations: 180 NAC 1-011, 180 NAC 3-016.02, 180 NAC 3-026, 180 NAC 4-004, 180 NAC 4-031, 180 NAC 4-046 thru 4-048 and 180 NAC 10.

Criteria: *Each applicant must do the following:*

- *Develop, implement, and maintain operating and emergency procedures which ensure compliance with 180 NAC 10 “Notices and Instructions and Reports to Worker, Inspections” and 180 NAC 4 “Standards for Protection Against Radiation.”: containing the following elements:*
 - *Instructions for operating the gauge*
 - *Instructions for performing routine cleaning and maintenance (e.g., calibration and lubrication) according to the manufacturer's or distributors recommendations and instructions*
 - *Instructions for testing each gauge for the proper operation of the on-off mechanism (shutter) and indicator, if any, at intervals not to exceed 6 months or as specified in the SSD certificate*
 - *Instructions for lock-out procedures, if applicable, that are adequate to assure that no individual or portion of an individual's body can enter the radiation beam*
 - *Instructions to prevent unauthorized access, removal, or use of fixed gauges*
 - *Steps to take to keep radiation exposures ALARA*
 - *Steps to maintain accountability (i.e., inventory)*
 - *Instructions to ensure that non-routine operations such as installation, initial radiation survey, repair and maintenance of components related to the radiological safety of the gauge, gauge relocation, replacement and disposal of sealed sources, alignment, or removal of a gauge from service are performed by the manufacturer, distributor or person specifically authorized by the Department, NRC or an Agreement State*
 - *Steps to ensure that radiation warning signs are visible and legible.*
- *Develop, implement, and maintain emergency procedures for gauge malfunction or damage containing the following elements for each type of fixed gauge:*
 - *Stop use of the gauge.*
 - *Restrict access to the area.*
 - *Contact responsible individuals. (Telephone number for the RSO, AU's the gauge manufacturer or distributor and fire department. Include the HHS R & L emergency response phone numbers which includes the Nebraska State Patrol's 24 hour emergency number.)*
 - *Do not attempt repair or authorize others to attempt repair of the gauge except as specifically authorized in a license issued by the Department , an Agreement State or NRC.*
 - *Require timely reporting to Department pursuant to 180 NAC 4-046 – 4-048, and 180 NAC 3-026.*

- *Take additional steps, dependent on the specific situations.*
- *Provide copies of operating and emergency procedures to all gauge users.*
- *Post copies of operating and emergency procedures at each location of use or if posting procedures is not practicable, post a notice which briefly describes the procedures and states where they may be examined*

Operating and emergency procedures should be developed, maintained, and implemented to ensure that gauges are used only as they were designed to be used, control and accountability are maintained, and radiation doses received by occupational workers and members of the public are ALARA. Copies of operating and emergency procedures should be provided to all gauge users. In addition, licensees must post current copies of operating and emergency procedures applicable to licensed activities at each site. If posting of procedures is not practicable, the licensee may post a notice which describes the documents and states where they may be examined. Improper operation could lead to the damage or malfunction of a gauge and elevated exposure rates in the gauge's immediate vicinity. See Appendix F for an example of operating and emergency procedures. Figure 6 illustrates proper response to fire involving a fixed gauge. Emergency procedures should be developed to address a spectrum of incidents (e.g., fire, explosion, mechanical damage, flood, or earthquake).



62-pt4-9 162-306g
102197

FIGURE 6 Proper Handling of Incident. Licensee personnel implement emergency procedures when a fire melts the lead shielding of a gauge producing the potential for elevated exposure levels.

The Department considers security of licensed material extremely important and lack of security is a significant violation for which licensees may be fined. Although most fixed gauges are difficult to move, the licensee must prevent unauthorized access, removal, or use of the gauge. Licensees are responsible for ensuring that gauges are secure and accounted for at all times (e.g., during plant modifications, change in ownership, staffing changes, or after termination of activities at a particular location).

The Department must be notified when gauges are lost, stolen, or certain other conditions occur. The RSO must be proactive in evaluating whether Department notification is required. Refer to Appendix N and the regulations (180 NAC 4-046 thru 4-048, and 180 NAC 3-026) for a description of when and where notifications are required.

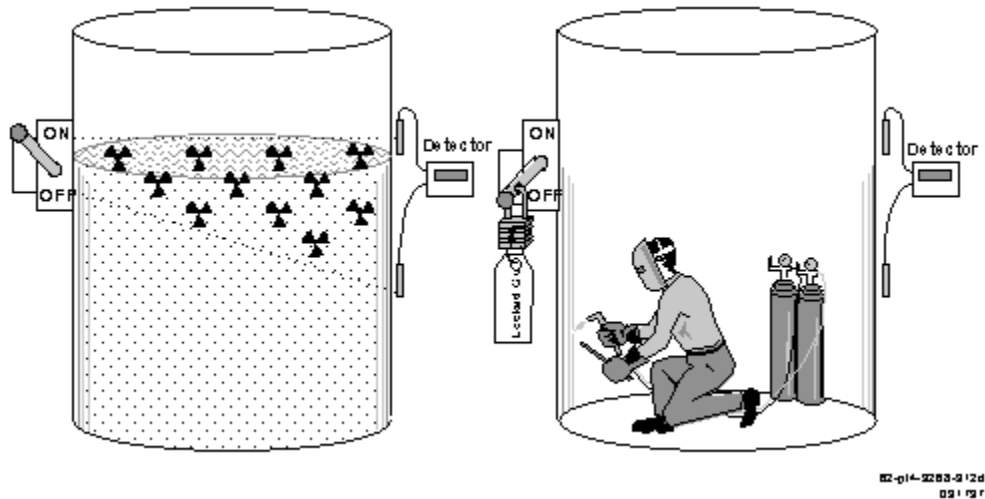


FIGURE 7 Lock-out Procedures. Typical lock-out procedures include locking the shutter into the "off" position and tagging the shutter control mechanism to indicate the gauge is locked-out.

When the distance or air gap between the source and detector permits entry of all or a portion of a person's body into the primary radiation beam, as seen in Figure 7, licensees must develop lock out procedures. Lock-out procedures encompass locking the on-off or shutter mechanism into the off position or otherwise controlling the radiation beam or using any other means of preventing an individual or a portion of an individual's body from entering the radiation beam during maintenance, repairs, or work in, on, or around the process line (e.g., bin, tank, hopper, pipe, or conveyor belt) where the device is mounted. The on-off or shutter control mechanism should be tagged to indicate that the gauge is locked out. A warning sign should be posted at each entryway to an area where it is possible to be exposed to the primary beam. In addition to providing a warning, the sign should give safety instructions, e.g., "contact the RSO before entering this vessel." Lock-out procedures should specify who is responsible for performing them.

Response from Applicant: Provide one of the following:

- A statement that: "We have implemented and will maintain the operating and emergency procedures of Appendix F, Regulatory Guide 3.13 'Radioactive Material Guidance for Fixed Gauges Licenses.' We will also provide "lock-out" procedures. Copies of these procedures will be provided to all authorized users and at each job site."
(Note: The licensee will copy these Operating and Emergency Procedures from Regulatory Guide 3.14. The licensee will add the information needed to individualize the procedure will be completed along with any additional procedures indicated.)

OR

- A statement that: "We have implemented and will maintain operating and emergency procedures submitted with this application. They meet the criteria of section titled 'Radiation Protection Program – Operating and Emergency Procedures in Regulatory Guide 3.13 Radioactive Material Guidance for Fixed Gauges Licenses.' Copies of these procedures will be provided to all authorized users and at each job site."


13B. Leak Tests

Regulations: 180 NAC 1-006, 180 NAC 1-011, 180 NAC 4-021 and 180 NAC 4-048

Criteria: *The Department requires licensee to perform a leak test to determine whether or not there is any leakage from the radioactive source in the device. Records of the test results must be maintained.*

The leak test will be performed at intervals approved by the Department, an Agreement State or by the NRC and specified in the Sealed Source and Device Registration Certificate. The measurement of the leak-test amble is a quantitative analysis requiring that instrumentation used to analyze the sample be capable of detecting 185 becquerels (0.005 microcurie) of radioactivity.

Manufacturers, distributors, consultants, and other organizations may be authorized by the Department, an Agreement State or the NRC to perform the entire leak test sequence for other licensees or provide leak test kits to licensees. In the latter case, the licensee is expected to take the leak test sample according to the fixed gauge manufacturer's and the kit supplier's instructions and return it to the kit supplier for evaluation and reporting results. Leak test samples should be collected at the most accessible area where contamination would accumulate if the sealed source were leaking. See Figure 8. Licensees may also be authorized to conduct the entire leak test sequence themselves. Appendix O contains information to support a request to perform leak testing and sample analysis.



62-pt4-9268-311f
092497

FIGURE 8 Leak Test Sample. A leak test sample is collected according to the gauge manufacturer's and the leak test kit supplier's instructions.

Options for leak testing are:

- (1) Manufacturers, consultants, and other organizations may be authorized by the Department, the U.S. Nuclear Regulatory Commission or other Agreement State.
- (2) Use a commercial leak test kit. The licensee is expected to take the leak test sample according to the gauge manufacturer's and the kit supplier's instructions and return it to the kit supplier for evaluation and reporting results.
- (3) Licensees may also be authorized to conduct the entire leak test sequence themselves.

Response from Applicant: Provide one of the following:

- A statement: “Leak tests will be performed at intervals approved by the Department, an Agreement State or by the NRC and specified in the Sealed Source and Device Registration Certificate and records maintained and records maintained.”

AND

- A statement: “Leak tests will be performed by an organization authorized by the Department, an Agreement State or the U.S. Nuclear Regulatory Commission to provide leak testing services for other licensees.”

OR

- A statement: “Leak test kit will be supplied by an organization authorized by the Department, an Agreement State or U.S. Nuclear Regulatory Commission to provide leak test kits to other licensees and according to the kit supplier's instructions. Records for leak test results will be maintained.”

Provide the name of licensee and license # performing maintenance:

And/Or

Supplier of leak test kit: _____

Model number of kit _____

Suppliers Address _____

OR

- Provide in house leak testing procedure for Department approval.

Note: Appendix O in Regulatory Guide 3.13 “Radioactive Material Guidance for Fixed Gauge Licenses,” indicates the criteria and procedure for in house leak testing. Instrument used must be identified.

13C. Maintenance

Regulations: 180 NAC 4-004, 180 NAC 3-016.02.

Criteria: Licensees must routinely clean and maintain gauges according to the manufacturer's recommendations and instructions. Individuals performing routine maintenance must have

adequate training and experience. Radiation safety procedures for routine cleaning and maintenance (e.g., removal of exterior residues from the gauge housing, external lubrication of shutter mechanism, calibration, and electronic repairs) must consider ALARA and ensure that the gauge functions as designed and source integrity is not compromised.

Non-routine maintenance or repair (beyond routine cleaning, lubrication, calibration, and electronic repairs) means any maintenance or repair that involves or potentially affects components, including electronics, related to the radiological safety of the gauge (e.g., the source, source holder, source drive mechanism, shutter, shutter control or shielding) and any other activities during which personnel could receive radiation doses exceeding the Department limits.

Non-routine repair or maintenance must be performed by the fixed gauge manufacturer or distributor or a person specifically authorized by the Department, an Agreement State or the NRC. Information to support requests for specific authorization to perform non-routine maintenance or repair is addressed in Appendix P.

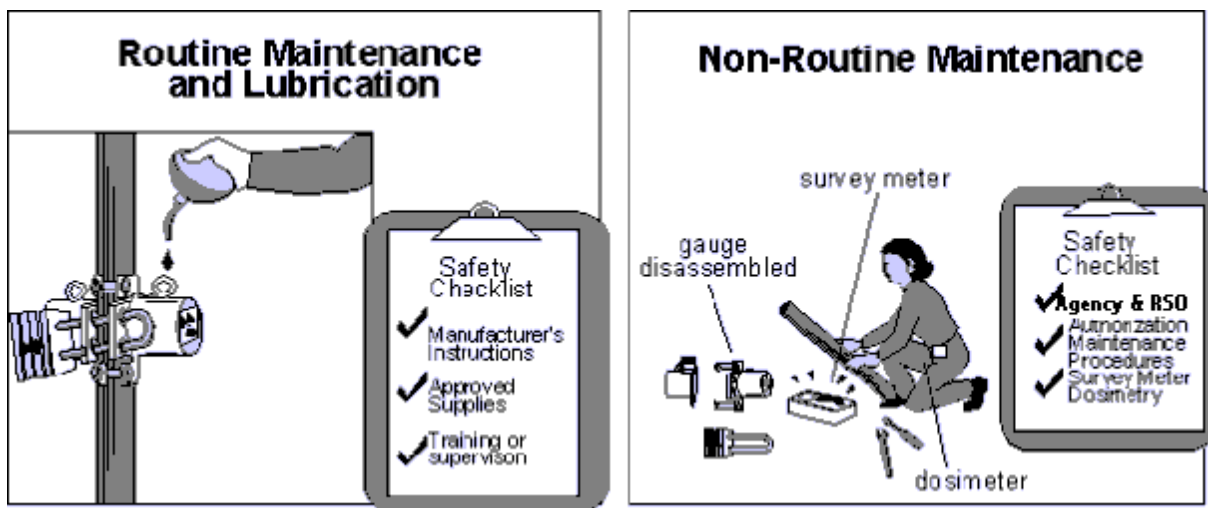


FIGURE 9 Maintenance. Licensees need to perform routine maintenance to ensure proper operation of the fixed gauge. For non-routine maintenance, most licensees rely on the gauge manufacturer, distributor or other service companies.

Discussion: The Department permits fixed gauge licensees to perform routine maintenance of the gauges provided that they follow the gauge manufacturer's or distributors written recommendations and instructions. Generally, before any maintenance or repair work is done, licensees need to determine (and assure themselves of the adequacy of) the following:

- The tasks to be performed
- The protocol or procedures to be followed
- The radiation safety procedures including possible need for compensatory measures (e.g., steps taken to compensate for lack of or reduced shielding)
- ALARA considerations
- Training and experience of personnel performing the work

- The qualification of parts, components, other materials to be used in the gauge
- The tests (to be performed before the gauge is returned to routine use) to ensure that it functions as designed.

Although manufacturers or distributors may use different terms, "routine maintenance" includes, but is not limited to, cleaning, lubrication, calibration, and electronic repairs.

Routine maintenance does *not* include any activities that involve:

- Components, including electronics, related to the radiological safety of the gauge (e.g., the source, source holder, source drive mechanism, shutter, shutter control or shielding)
- Installation, relocation, or alignment of the gauge
- Initial radiation surveys
- Replacement and disposal of sealed sources
- Removal of a gauge from service
- A potential for any portion of the body to come into contact with the primary radiation beam
- Any other activity during which personnel could receive radiation doses exceeding the Department limits

Mounting a gauge is unpacking or uncrating the gauge, and fastening, hanging, or affixing the gauge into position before using. Mounting does not include electrical connection, activation, or operation of the gauge. Installing a gauge includes mounting, electrical connection, activation, and first use of the device. Specific Department, Agreement State or NRC authorization is required to install a gauge. However, a licensee may initially mount a gauge, without specific Department, Agreement State or NRC authorization, if the gauge's SSD Certificate explicitly permits it and under the following guidelines:

- The gauge must be mounted according to written instructions provided by the manufacturer or distributor
- The gauge must be mounted in a location compatible with the "Conditions of Normal Use" and "Limitations and/or Other Considerations of Use" in the certificate of registration issued by the Department, NRC or an Agreement State
- The on-off mechanism (shutter) must be locked in the off position, if applicable, or the source must be otherwise fully shielded
- The gauge must be received in good condition (package was not damaged)
- The gauge must not require any modification to fit in the proposed location.

The source must remain fully shielded and the gauge may not be used until it is installed and made operational by a person specifically licensed by the Department, NRC or an Agreement State to perform such operations.

A condition in the Department license will state that operations such as installation, initial radiation survey, repair, and maintenance of components related to the radiological safety of the gauge, gauge relocation, replacement, and disposal of sealed sources, alignment, or removal of a gauge from service shall be performed only by the manufacturer, distributor or other persons

specifically licensed by the Department, NRC or an Agreement State to perform such services. Most licensees do not perform non-routine operations. Rather, these licensees rely upon persons specifically licensed by the Department, NRC or an Agreement State who have the specialized equipment and technical expertise needed to perform these activities. Applicants seeking authorization to perform non-routine operations must submit specific procedures for review. See Appendix P for more information.

Response from applicant:

Routine cleaning and lubrication: Submit either of the following:

- A statement that: "We will implement and maintain procedures for routine maintenance of our gauges according to each manufacturer's recommendations and instructions."

OR

- Alternative procedures for the Department's review.

And

Non-routine maintenance or repair operations that require detaching the source or source rod from the gauge: Submit either of the following:

- A statement that: "The gauge manufacturer, distributor or other person authorized by the Department, the U.S. Nuclear Regulatory Commission or other Agreement State will perform non-routine operations such as installation, initial radiation survey, repair, and maintenance of components related to the radiological safety of the gauge, gauge relocation, replacement, and disposal of sealed sources, alignment or removal of a gauge from service."

OR

- A statement that: "We will provide needed information to support request to perform non-routine maintenance per Appendix P of Regulatory Guide 3.13 "Radioactive material Guidance for Fixed Gauge Licenses." **And** Submit non-routine maintenance procedures for the Department's review. See Appendix P for the criteria to be used."

13D. Transportation

Regulations: 180 NAC 4-004, 180 NAC 13-005, 49 CFR Parts 171-178.

Criteria: *Applicants must either:*

Arrange for transportation of gauge by the manufacturer, distributor or other person specifically licensed to transport gauges by the Department, NRC or Agreement State.

OR

Develop, implement, and maintain safety programs for off site transport of radioactive material to ensure compliance with U.S. Department of Transportation (DOT) regulations.

Some fixed gauge licensees have the manufacturer, distributor or other person specifically licensed to transport gauges by the Department, NRC or Agreement State arrange for preparing and shipping licensed material. If licensees decide to transport their own gauges, they are responsible for compliance with DOT regulations which require, in part, specific labeling and

surveying of the package before shipping. To appropriately survey the package the surveyor must use instruments that can measure radiation exposure rates around the package and detect contamination on the package. Appendix Q lists major DOT regulations and provides an example of a shipping paper. During an inspection, the Department uses the provisions of 180 NAC 13 to examine and enforce transportation requirements applicable to gauge licensees.

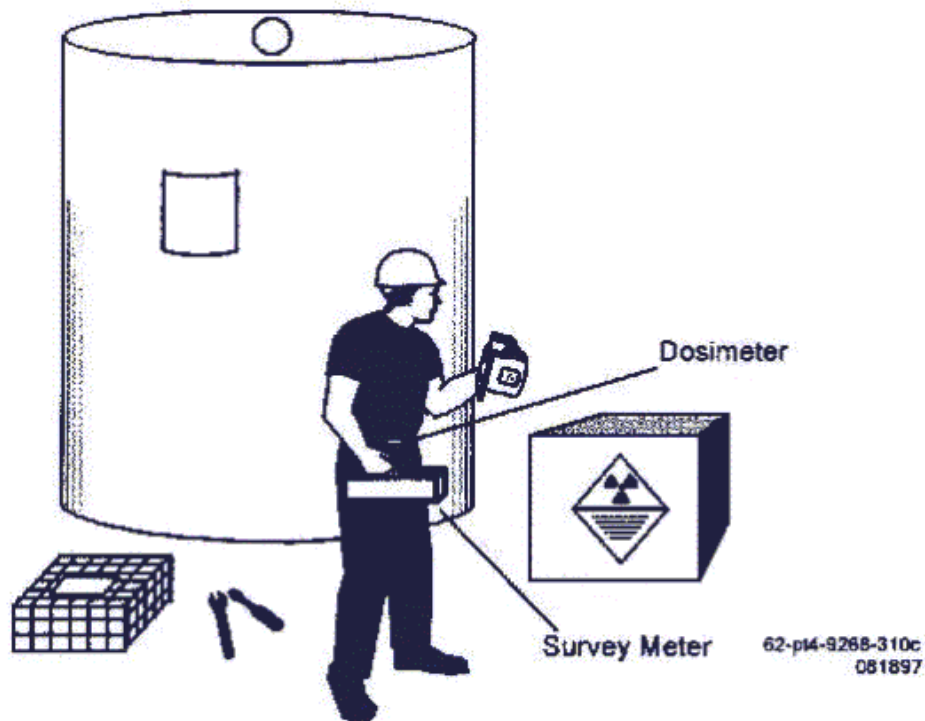


FIGURE 10 **Transportation. Illustration of a fixed gauge being disassembled and packaged for transport.**

Appendix R “Guide to SI Units for Radiation Protection” may be helpful to you if filling out shipping papers.

Response from Applicant: No response is needed from applicants during the licensing process; this issue will be reviewed during inspection.

13E. Fixed Gauges Used at Temporary Job Site

Regulations: 180 NAC 3-016.02, 180 NAC.4-004, 180 NAC 4-031, 180 NAC 4-057 through 4-059, 180 NAC 3-026

Criteria: *Each applicant requesting authorization to perform work with fixed gauges at temporary job sites should do the following:*

Develop, implement, maintain, and distribute operating and emergency procedures containing the following elements:

- *Instructions for transporting radioactive material to ensure compliance with DOT regulations*

- *Instructions for using gauges at temporary job sites and performing routine maintenance according to the manufacturer's or distributors recommendations and instructions*
- *Instructions for maintaining security during storage and transportation*
- *Instructions to keep gauges under control and immediate surveillance or secured to prevent unauthorized use or access*
- *Steps to take to keep radiation exposures ALARA*
- *Steps to maintain accountability during use*
- *Steps to control access to a potentially damaged gauge (See Figure 11)*
- *Steps to take, and who to contact, when a gauge has been lost or damaged (e.g., local officials, RSO, etc.) (See Figure 11)*
- *If gauges are to be installed at temporary job sites, the operating and emergency procedures should contain instructions on using personal dosimetry and survey instruments and conducting surveys*
- *Provide copies of operating and emergency procedures to all gauge users and at each job site.*

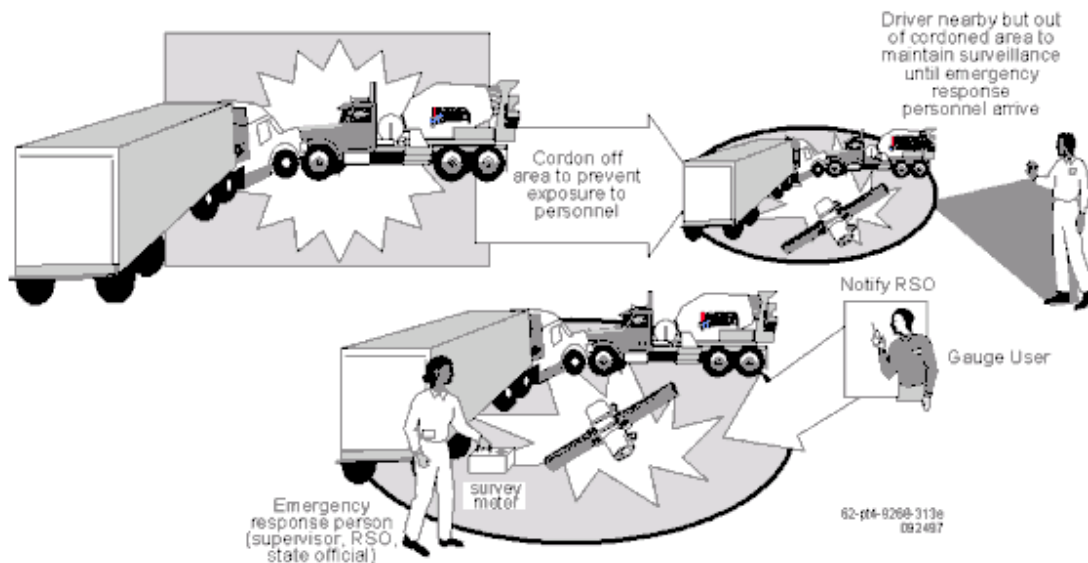


FIGURE 11 Proper Handling of Incident. Licensee personnel implement emergency procedures when a traffic accident results in a damaged gauge and potentially elevated exposure levels.

A temporary job site is a location where work with licensed materials is conducted for a limited period of time. Temporary job sites are not specifically listed on a license. A gauge user may be dispatched to work at several temporary job sites in one day. A location is not considered a temporary job site if it is used to store *and* dispatch licensed material. The Department considers such a location to be a field office. Licensees must apply for and receive a license amendment specifically listing each field office location.

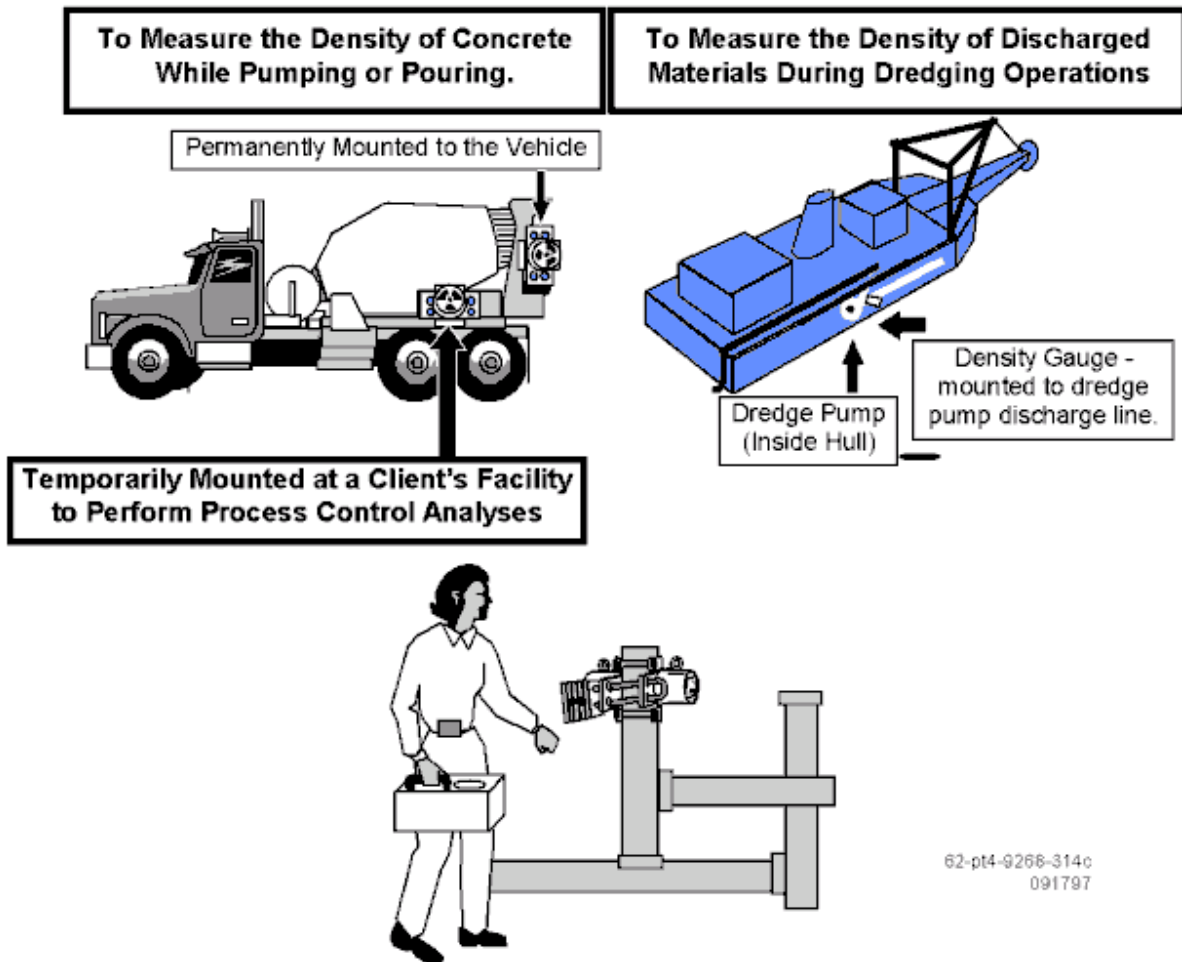


FIGURE 12 Examples of Uses for Fixed Gauges at Temporary Job Sites.

There are two categories of fixed gauges used at temporary job sites: Gauges that are permanently mounted to vehicles or trailers, and gauges that are transported to plants or refineries and temporarily installed on process equipment to conduct short-term QA/QC studies. See Figure 12.

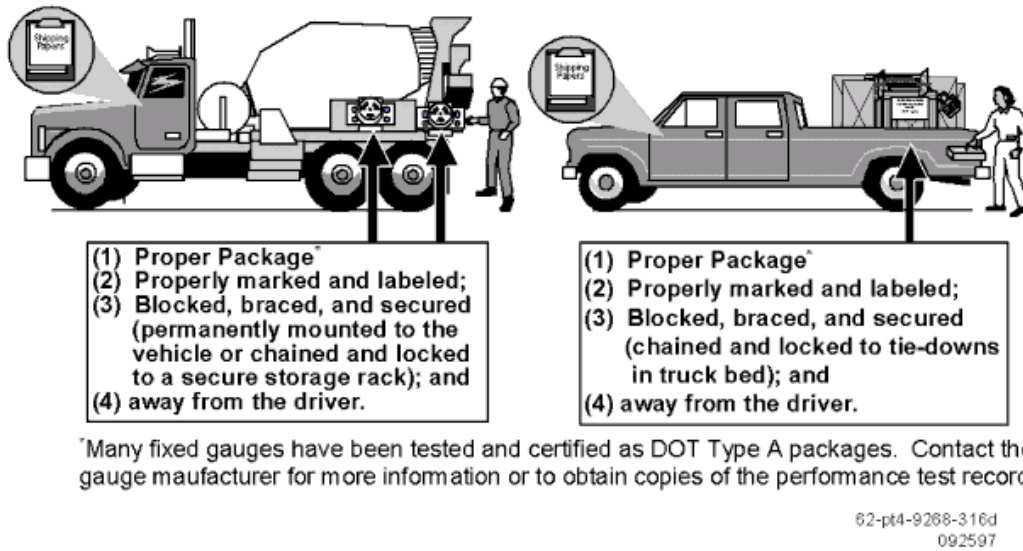


FIGURE 13 DOT Transportation Requirements.

Applicants must develop, implement, and maintain safety procedures for off-site transport of radioactive material to ensure compliance with DOT regulations. Figure 13 illustrates some important DOT requirements for gauge licensees. During an inspection, Department uses the provisions of 180 NAC 13-005 (which reference the DOT regulations) to examine and enforce transportation requirements applicable to fixed gauge licensees. Appendix Q lists major DOT regulations and provides examples of shipping documents, placards, and labels.




FIGURE 14 Security. Examples of Methods used to Secure Fixed Gauges at Temporary Job Sites.

When working at a temporary job site, licensees generally have to follow the rules and procedures of the organization that owns or controls the site. Thus, licensees may not be able to restrict access to areas in the same manner that they could at their own facilities. Furthermore, non-licensee personnel may not be familiar with fixed gauges or radioactive material. Therefore, to avoid lost or stolen gauges and to prevent unnecessary radiation exposures to members of the public, licensees must keep gauges under constant surveillance, or secured against unauthorized use or removal. See Figure 14.

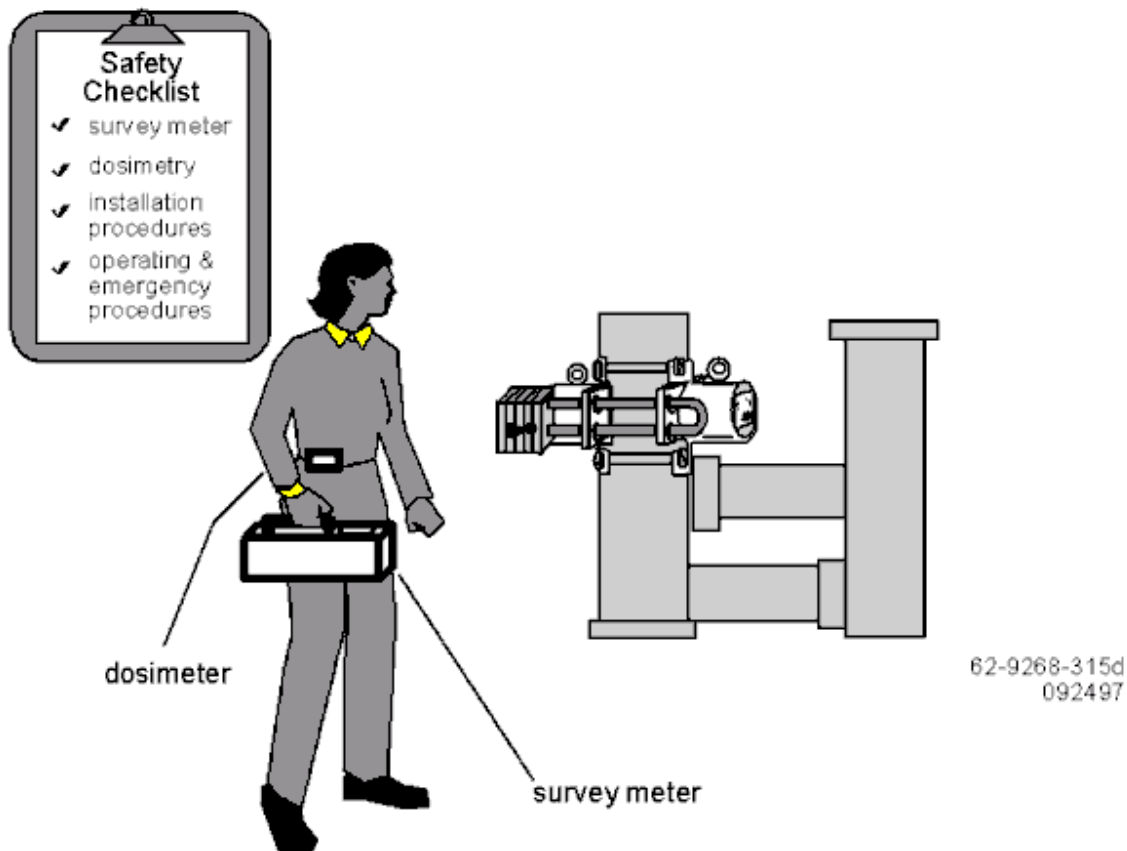


FIGURE 15 Installation of Fixed Gauges at Temporary Job Sites. Examples of the Additional Precautions Needed when Installing Fixed Gauges at Temporary Job Sites.

While installing gauges, personnel could receive radiation doses exceeding Department limits if proper radiation safety principles are not followed. Licensee personnel performing installations should be assigned and wear personal dosimetry and use a survey meter to monitor radiological conditions. See Figure 15.

After installing a gauge at a temporary job site, a radiation survey should be conducted to ensure that dose rates in unrestricted areas will not exceed 0.02 mSv (2 mrem) in any one hour or 1 mSv (100 mrem) in a year. If surveys indicate that a member of the public (e.g., client personnel) could receive a dose exceeding these limits, licensees would need to adopt additional security measures to prevent public access such as maintaining constant surveillance or erecting physical barriers. See Figure 16.




FIGURE 16 Security. Additional Security Measures following Installation of Fixed Gauges at a Temporary Job Site.

Response from Applicant: Submit one of the following three alternatives:

- A statement that: "We will not use fixed gauges at temporary job sites."

OR

- A statement that: "Procedures for use of fixed gauges at temporary job sites have been developed, implemented, maintained, and distributed and will meet the Criteria in the section entitled 'Fixed Gauges Used at Temporary Job Sites,' in Regulatory Guide 3.14, 'Radioactive Material Guidance for Fixed Gauge Licenses'" and copies of these procedures will be provided to all gauge users."

OR

- Alternative procedures for use of fixed gauges at temporary job sites.

Note: Alternative procedures will be evaluated using the criteria listed above.

13F. Minimization of Contamination

Regulations: 180 NAC 4-020

Criteria: *Applicants for new licenses must describe how facility design and procedures for operation will minimize, to the extent practicable, contamination of the facility and the environment, facilitate eventual decommissioning, and minimize, to the extent practicable, the generation of radioactive waste.*

All applicants for new licenses need to consider the importance of designing and operating their facilities so as to minimize the amount of radioactive contamination generated at the site during its operating lifetime and to minimize the generation of radioactive waste during decontamination. In the case of fixed gauge applicants, these issues usually do not need to be addressed as a separate item, as they are included in responses to other items of the application.

Sealed sources and devices that are approved by the Department, NRC or an Agreement State and located and used according to the respective SS&D Registration Certificate usually pose little risk of contamination. Leak tests performed at the frequency specified in the SS&D Registration Certificate should identify defective sources. Leaking sources must be immediately withdrawn from use and decontaminated, repaired, or disposed of according to Department requirements. These steps minimize the spread of contamination and reduce radioactive waste associated with decontamination efforts. Other efforts to minimize radioactive waste do not apply to programs using only sealed sources and devices that have not leaked.

Response from Applicant: The applicant does not need to provide a response to this item under the following condition. Department will consider that the above criteria have been met if the applicant's responses meet the criteria for the following sections: Radioactive Material - Data, Facilities and Equipment, Radiation Program - Operating and Emergency Procedures, Radiation Safety Program - Leak Testing, and Waste Disposal.

13G. Audit Program

Regulations: 180 NAC 4-004, 180 NAC 4-047.

Criteria: *Licensees must review the content and implementation of their radiation protection programs annually to ensure the following:*

- *Compliance with the Department and DOT regulations, and the terms and conditions of the license;*
- *Occupational doses and doses to members of the public are as low as reasonably achievable (ALARA) (180 NAC 4-004); and*
- *Records of audits and other reviews of program content are maintained for 3 years.*

Appendix S contains a suggested audit program that is specific to the use of fixed gauges and is acceptable to Department. All areas indicated in Appendix S may not be applicable to every licensee and may not need to be addressed during each audit. For example, licensees do not need to address areas which do not apply to their activities, and activities which have not occurred since the last audit need not be reviewed at the next audit.

Currently the Department's emphasis in inspections is to perform actual observations of work in progress. As a part of their audit programs, applicants should consider performing unannounced audits of gauge users in the field to determine if, for example, Operating and Emergency Procedures are available, are being followed, etc.

The RSO needs to ensure that the annual audits are conducted, but does not necessarily need to do it himself/herself. In fact, if the RSO is one of the authorized gauge users, it may be beneficial for a qualified individual (e.g., radiation safety consultant, the corporate radiation safety office) who is not associated with day-to-day operations to conduct the audit. Specify who will perform this function.

It is essential that once identified, problems be corrected comprehensively and in a timely manner. The Department will review the licensee's audit results and determine if corrective

actions are thorough, timely, and sufficient to prevent recurrence. If violations are identified by the licensee and these steps are taken, the Department can exercise discretion and may elect not to cite a violation. The Department's goal is to encourage prompt identification and prompt, comprehensive correction of violations and deficiencies.

With regard to audit records, 180 NAC 4-047.01 requires licensees to maintain records of "... audits and other reviews of program content and implementation." The Department has found audit records that contain the following information to be acceptable: date of audit, name of person(s) who conducted audit, persons contacted by the auditor(s), areas audited, audit findings, corrective actions, and follow-up.

Response From Applicant:

- A statement that: "We will have an audit program."

Note: See Appendix S for a sample audit program. Audit programs need not be submitted with the application. The annual audit will be reviewed during an inspection.

13H. Material Receipt and Accountability

Regulations: 180 NAC 3-016.02, 180 NAC 3-025, 180 NAC 3-030, 180 NAC 1-004, 180 NAC 4-031, 180 NAC 4-057.

Criteria: Licensees must do the following:

- Maintain records of receipt, transfer, and disposal of gauges and
- Conduct physical inventories at intervals not to exceed 6 months, or some other interval justified by the applicant and approved by the Department to account for all sealed sources.

As illustrated in Figure 17 licensed materials must be tracked from "cradle to grave" in order to ensure gauge accountability, identify when gauges could be lost, stolen, or misplaced, and ensure that, possession limits listed on the license are not exceeded. Significant problems can arise from failure to ensure the accountability of gauges.

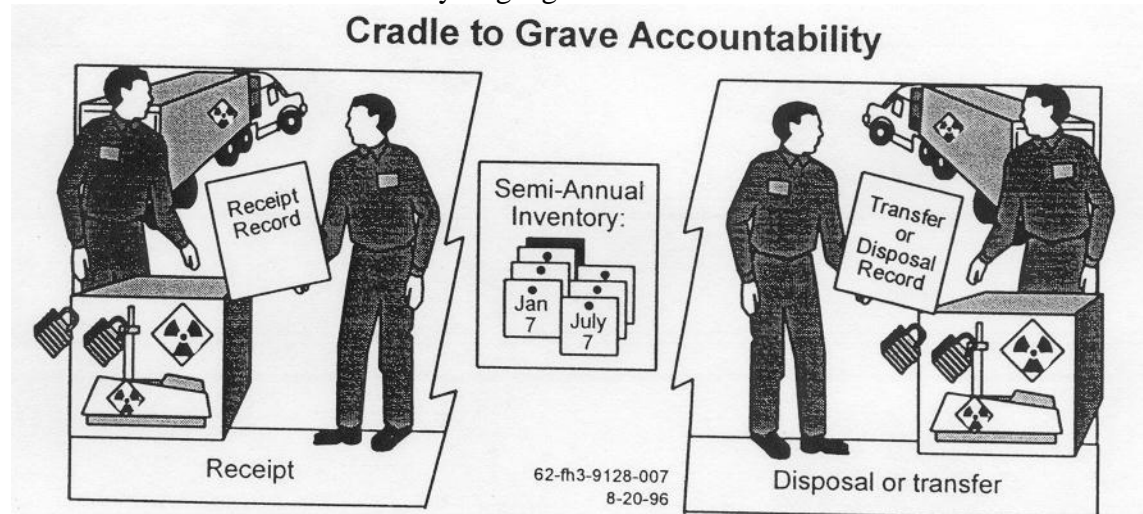


Figure 17 **Material Receipt and Accountability.** Licensees must maintain records of receipt and disposal and conduct semiannual inventories.

Receipt, transfer, and disposal records must be maintained for the times specified in Table 2. Typically, these records contain the following types of information:

- Radionuclide and activity (in units of becquerels or curies) of byproduct material in each sealed source
- Manufacturer's or distributor's name, model number, and serial number (if appropriate) of each device containing byproduct material
- Location of each sealed source and device
- For materials transferred or disposed of, the date of the transfer or disposal, name and license number of the recipient, description of the affected radioactive material (e.g., radionuclide, activity, manufacturer's or distributor's name and model number, serial number).

Table 2 Record Maintenance

Type of Record	How Long Record Must be Maintained
Receipt	For as long as the material is possessed until 5 years after transfer or disposal
Transfer	For 5 years after transfer
Disposal	Until the Department terminates the license
Important to Decommissioning*	Until the site is released for unrestricted use

* See the section entitled "Financial Assurance and Recordkeeping for Decommissioning."

Response from Applicant: Provide either of the following:

- A statement that: "Physical inventories will be conducted at least every 6 months or at other intervals approved by the Department, to account for all sealed sources and devices received and possessed under the license."

OR

- A description of the procedures for ensuring that no fixed gauge has been lost, stolen, or misplaced and how often they will be conducted.

Note:

- Alternative responses will be evaluated using the criteria listed above.
- Inventory records should be maintained and contain the following types of information:
 - Radionuclide and amount (in units of becquerels or curies) of byproduct material in each sealed source
 - Manufacturer's or distributors name, model number, and serial number (if appropriate) of each device containing byproduct material
 - Location of each sealed source and device
 - Date of the inventory
 - Signature of the individual conducting the inventory.

See Appendix T for a sample inventory procedure and inventory form.

13I. Public Dose

Regulations: 180 NAC 4-013, 180 NAC 4-014, 180 NAC 1-002, 180 NAC 4-031, 4-032, 180 NAC 4-053.

Criteria: *Licenseses must do the following:*

- *Ensure that licensed gauges will be used, transported, and stored in such a way that members of the public will not receive more than 1 millisievert (1 mSv) [100 millirem (100 mrem)] in one year, and the dose in any unrestricted area will not exceed 0.02 millisievert (mSv) [2 mrem (millirem)] in any one hour, from licensed operations.*
- *Prevent unauthorized access, removal, or use of fixed gauges.*

Public dose is defined in 180 NAC 1-002 as "the dose received by a member of the public from exposure to radiation and/or radioactive material released by a licensee, or to any other source of radiation under the control of a licensee." Public dose excludes doses received from background radiation and from medical procedures. Whether the dose to an individual is an occupational dose or a public dose depends on the individual's assigned duties. It does not depend on the area (restricted, controlled, or unrestricted) the individual is in when the dose is received.

In the case of fixed gauges, members of the public include persons who live, work, or may be near locations where fixed gauges are used or stored and employees whose assigned duties do not include the use of licensed materials and who work in the vicinity where gauges are used or stored. Since a fixed gauge presents a radiation field, the applicant must use methods to limit the public dose such that the radiation level in an unrestricted area (e.g., a nearby walkway or area near the gauge that requires frequent maintenance) does not exceed 1 mSv (100 mrem) in a year or 0.02 mSv (2 mrem) in any one hour.

Because fixed gauges are generally permanently mounted (e.g., chained and locked to a storage rack), they may not need to be in a locked area to prevent loss, theft, or unauthorized removal. Operating and emergency procedures regarding security and lock-out procedures specified in this document should be sufficient to limit the exposure to the public during use or storage and after accidents.

Public dose is also affected by the location of the gauge. Use the concepts of time, distance, and shielding when developing a method to limit public dose. Decreasing the time spent near a gauge, increasing the distance from the gauge, and using shielding will reduce the radiation exposure. The most effective way to limit public dose is to prevent members of the public from entering areas where gauges are used or stored. This may be accomplished by administrative or engineering controls.

Administrative controls include training and warning signs. In cases where gauges are located in hostile environments (e.g., high temperatures, caustic chemicals, etc.), warning signs may be difficult to maintain so mandatory training programs may be necessary to caution employees.

Engineering controls reduce radiation levels in areas that are accessible to the public. Shielding the gauge with a protective barrier (e.g., using brick, concrete, lead, or other solid walls) or placing the gauge within an enclosure to prevent access to higher radiation levels are examples of

engineering controls. See Figure 18.

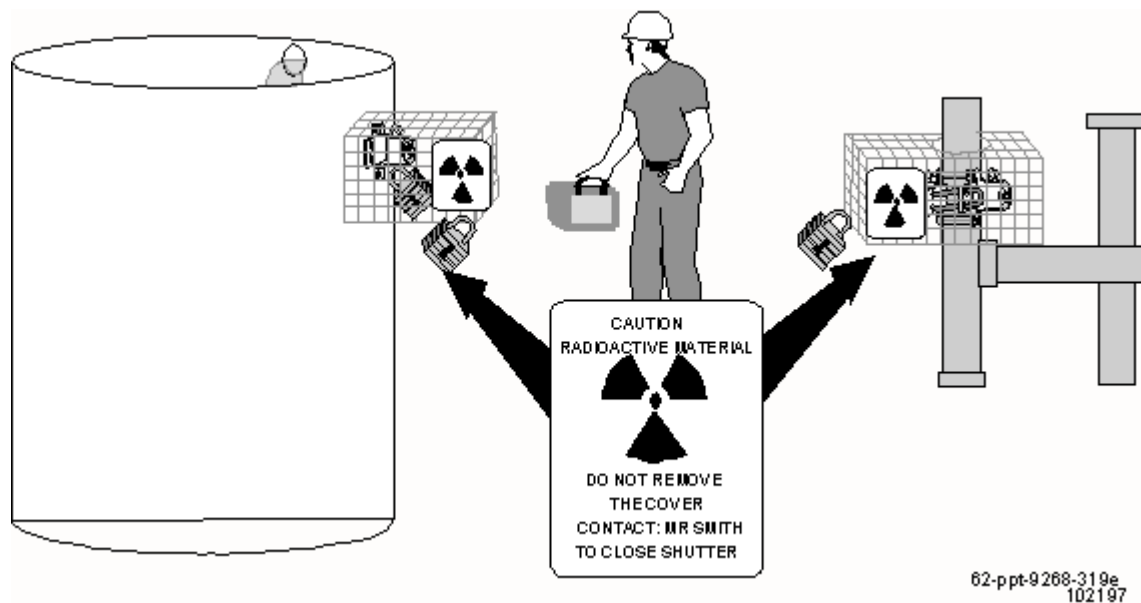


Figure 18 **Limiting Public Dose.** When dose rates in an area are high enough that a member of the public could receive a dose in excess of 0.02 mSv (2 mrem) in any one hour or 1 mSv (100 mrem) in a year, licensees must take additional measures to prevent public access to these higher dose rates, such as building enclosures around the gauges.

Public dose can be estimated in areas near the gauge by using radiation levels determined during initial surveys and applying the "inverse square" law to evaluate the effect of distance on radiation levels and occupancy factors to account for the actual presence of members of the public. See Appendix M for an example.

If, after making a public dose estimate, the conditions used to make the evaluation change (e.g., changes the location of gauges, changes the type or frequency of gauge use, adds gauges, changes the occupancy of adjacent areas), then the licensee must perform a new evaluation to ensure that the public dose limits are not exceeded and take corrective action, as needed.

During inspections, licensees must be able to provide documentation demonstrating, by measurement or calculation, that the TEDE to the individual likely to receive the highest dose from the licensed operation does not exceed the annual limit for individual members of the public. See Appendix M for examples of methods to demonstrate compliance.

Response from Applicant:

Provide a statement that: "We will maintain documentation (calculations and/or measurements) to show that any member of the public does not exceed a radiation dose of 100 mrem per year and do not exceed 2 mrem in any one hour in an unrestricted area." The applicant is not required to submit a response to the public dose section during the licensing phase. This matter will be examined during an inspection. See Appendix M for more detailed instructions on how to make a public dose evaluation and document the evaluation.

14. Waste Disposal

Regulations: 180 NAC 4-039, 180 NAC 3-025, 180 NAC 3-030, 180 NAC 3-019 180 NAC 1-004.

Criteria: *Radioactive materials must be disposed of in accordance with Department requirements by transfer to an authorized recipient. Appropriate records must be maintained.*

When disposing of fixed gauges, licensees must transfer them to an authorized recipient. Authorized recipients are the original manufacturer or distributor of the device, a commercial firm licensed by the Department, NRC or an Agreement State to accept radioactive waste from other persons, or another specific licensee authorized to possess the licensed material (i.e., its license specifically authorizes the same radionuclide, form, and use).

Before transferring radioactive material, a licensee must verify that the recipient is properly authorized to receive it using one of the methods described in 180 NAC 3-025. In addition, all packages containing radioactive sources must be prepared and shipped in accordance with Department and DOT regulations. Records of the transfer must be maintained as required by 180 NAC 3-030.

Response from Applicant: Provide a statement that: “Disposal will be by transfer of the radioactive material to a licensee specifically authorized to possess it.” The licensee should establish and include waste disposal procedures in its radiation safety program.

Because of the difficulties and costs associated with disposal of sealed sources, applicants should preplan the disposal. Applicants may want to consider contractual arrangements with the source supplier as part of a purchase agreement. Significant problems can arise from improper gauge transfer or failure to dispose of gauges in a proper and timely manner.

Item 15: Citizenship Attestation

Item 15 must be completed by all applicants.

Check the first box if the application is for a corporation or other separate legal entity (Continue to Item 15), otherwise check the second box. If the second box is checked, continue to the next section under the “United State Citizenship Attestation Form.” Check the appropriate box and sign. Continue to item 15.

180 NAC 7	Applicability
7-041	√
7-044	√
7-048	√
7-055	√
7-065	√
7-067	√
7-085	√

16: Certification

Item 15 must be completed on the form itself.

Individuals acting in a private capacity are required to date and sign NRH Form 5. Otherwise, representatives of the corporation or legal entity filing the application should date and sign NRH

Form 5. Representatives signing an application must be authorized to make binding commitments and to sign official documents on behalf of the applicant such as the president, vice president, chief executive officer or principal/owner. As discussed previously in "Management Responsibility," signing the application acknowledges management's commitment and responsibilities for the radiation protection program. The Department will return all unsigned applications for proper signature.

See Appendix X for a sample of a delegation of authority form that must be completed and signed and attached to the application, if someone other than a corporate officer wants to correspond with the department as a certifying official.

Note:

- It is a severity level I violation to make a willful false statement or representation on applications or correspondence. (180 NAC 17, Appendix 17A)
- When the application references commitments, those items become part of the licenses conditions and regulatory requirements.

IV. Amendments to a License

After you are issued a license, you must conduct your program in accordance with (1) the statement, representation, and procedures contained in your application, (2) the terms and conditions of the license, and (3) Title 180.

It is the licensee's obligation to keep their license current. The license must be amended if any changes in the facilities, equipment, procedures, RSO or radioactive material used are planned. The license should anticipate the need for a license amendment insofar as possible. If any of the information provided in the application is to be modified or changed, submit an application for a license amendment. Submittal of an amendment request does not allow immediate implementation of proposed changes. Until the license has been amended to approve the change(s), the licensee must comply with the original terms and conditions of the license.

An application for a license amendment may be prepared either on the application Form NRH-5 or in letter form and should be submitted to the Department. The application should identify the license by number and should clearly describe the exact nature of the changes, additions, or deletions. Reference to previously submitted information and documents should be clear and specific and should identify the pertinent information by date, page and paragraph. The licensee must maintain a copy of the submitted and referenced documentation on file for inspection.

For amendment requests applicants must do the following:

- Be sure to use the most recent guidance in preparing an amendment request.
- Submit one original copy of the application on a Form NRH-5 and if possible one electronic copy on a diskette or CD. The licensee should maintain a copy of the submitted and referenced documentation on file.
- Provide the license number.

- Ensure that a person in a management position signs the amendment or a delegation of authority has been submitted.

Note: Delegation of authority is a statement signed by management stating the specified person or persons the authority to sign license amendments and make statements that affect the license document.

V. License Renewal

Regulations: 180 NAC 3-20

Absent any actions by the department or the licensee, a license remains in effect for five years. An application for license renewal must be received by the department at least 30 days prior to the expiration date to avoid a new application fee. If the licensee files the application for license renewal at least 30 days before the expiration date of the license, the present license will automatically remain in effect until the Department takes final action on the renewal application. However, if the licensee files an application less than 30 days before the expiration date and the Department cannot process it before that date, the licensee will be without a valid license when the license expires.

Renewals require submittal of an entire new application, completed as if it were an application for a new license. Renewal applications should be submitted without reference to documentation and information submitted previously.

For renewal and amendment requests applicants must do the following:

- Be sure to use the most recent guidance in preparing an amendment request.
- Provide the license number.
- For renewals submit an entire new application on Form NRH-5 and Appendix B of this guide, completed as if it were an application for a new license, with appropriately supplemented, complete and up-to-date information about the applicant's radiation protection program, demonstrating compliance with all licensing and regulatory requirements in effect at the time of renewal.
- Submit one original copy of the application on a Form NRH-5 and if possible one electronic copy on a diskette or CD. The licensee should maintain a copy of the submitted and referenced documentation on file.

VI. License Termination

Regulations: 180 NAC 3-017.02, 180 NAC 3-018.07, 180 NAC 3-019.04, 3-019.10, 180 NAC 1-004.

Prior to license termination, the licensee must properly dispose of all licensed radioactive material possessed. The licensee will need to send a notification of disposition of the materials with a request for license termination before the expiration date. (See 180 NAC 3-019) NRH Form 60 "Certificate of Disposition of Materials" will need to be submitted.

If the licensee can not dispose of all the licensed radioactive material in possession before the expiration date, the licensee will need to submit a license renewal for storage only of the radioactive material. The renewal is necessary to avoid violating Department regulations that do not allow the licensee to possess licensable material without a valid license.

The licensee must do the following:

- Notify the Department, in writing, when a decision is made to permanently cease licensed activities.
- Certify the disposition of radioactive materials by submission of NRH Form 60, "Certificate of Disposition of Materials," (See Appendix W).
- Before a license is terminated, send the records important to decommissioning (as required by 180 NAC 3-018.07) to the Department. If licensed activities are transferred or assigned in accordance with 180 NAC 3-017.02, transfer records important to decommissioning to the new licensee

Appendix A

NRH –5 Application for Radioactive Material License

**Nebraska's Department of
Health and Human Services**

Radioactive Material Program



**NEBRASKA DEPARTMENT OF HEALTH AND HUMAN SERVICES
DIVISION OF PUBLIC HEALTH - RADIOACTIVE MATERIALS PROGRAM
APPLICATION FOR RADIOACTIVE MATERIAL LICENSE**

INSTRUCTIONS - (Use additional sheets where necessary.)
 New or Renewal Application - Complete Items 1. through 15.
 Amendment to License - Complete Items 1.a, 3., and 15. And indicate other changes as appropriate.
 Retain one copy for your files and submit original application to: Department of Health and Human Services, Division of Public Health, Radiological Health, 301 Centennial Mall South, P.O. Box 95026, Lincoln, NE 68509-5026.
 Upon approval of this application, the applicant will receive a Radioactive Material License, issued in accordance with the requirements contained in Title 180, Regulations for the Control of Radiation and the Nebraska Radiation Control Act.

<p>1.a <u>Legal Name and Street address of Applicant (Institution, Firm, Person, etc.)</u></p> <p>Applicant Name: _____</p> <p>Address: _____</p> <p>_____</p> <p>City, State Zip +4: _____</p> <p>Telephone #: _____</p> <p>FAX #: _____</p> <p>E-Mail Address: _____</p>							
<p>1.b <u>Street address(es) at which Radioactive Material will be used. (If different than 1.a)</u></p> <p>(1) Permanent Address: _____</p> <p>_____</p> <p>City, State Zip+4: _____</p> <p>(2) Temporary Job Sites Throughout Nebraska? <input type="checkbox"/> Yes <input type="checkbox"/> No</p>							
<p>2. <u>Department to Use Radioactive Material</u></p> <p>_____</p> <p>Person to Contact: _____</p> <p>Telephone #: _____</p>	<p>3. <u>This is an application for:</u></p> <p><input type="checkbox"/> New License</p> <p><input type="checkbox"/> Amendment to License No. _____</p> <p><input type="checkbox"/> Renewal of License No. _____</p>						
<p>4. <u>Individual User(s)</u></p> <p><input type="checkbox"/> <u>Individual users approved by the Licensee's radiation safety committee.</u></p> <p><input type="checkbox"/> <u>Individual users approved by the Licensee's radiation safety officer.</u></p> <p><input type="checkbox"/> <u>Individual users satisfy the requirements of 180 NAC 3-013</u></p> <p>OR</p> <p><input type="checkbox"/> <u>Name and Title of individual(s) who will use or directly supervise use of. Radioactive Materials. Give training and experience in Items 7. And 8.</u></p> <table style="width:100%; border-collapse: collapse;"> <tr> <td style="width:33%; border-bottom: 1px solid black;">First Name + Middle Initial</td> <td style="width:33%; border-bottom: 1px solid black;">Last Name</td> <td style="width:33%; border-bottom: 1px solid black;">Title</td> </tr> <tr> <td style="border-bottom: 1px solid black;"> </td> <td style="border-bottom: 1px solid black;"> </td> <td style="border-bottom: 1px solid black;"> </td> </tr> </table>	First Name + Middle Initial	Last Name	Title				<p>5. <u>Radiation Safety Officer (RSO)</u> (Name and Title of Individual designated as Radiation Safety Officer.)</p> <p>_____</p> <p>Telephone #: _____</p> <p>Attach documentation of his/her training and experience as in Items 7. and 8.</p> <hr/> <p align="center">*Department Use Only*</p> <p align="center">Date Received Stamp</p>
First Name + Middle Initial	Last Name	Title					

6. Radioactive Material Data

Type B Broad Scope, 180 NAC 3-013.01, item 2

Type C Broad Scope, 180 NAC 3-013.01, item 3

Specific License, Radioactive Material Listed below:

<u>6.a. Element and Mass Number</u>	<u>6.b. Chemical or Physical Form (Make and Model if sealed source)</u>	<u>6.c. Maximum Activity Requested (Expressed as Curies, Millicuries or Microcuries)</u>	<u>6.d. Use of Each Form (If sealed source, also give Make and Model Number of the storage and/or device in which sealed source will be stored and/or used)</u>

7. Training of Individuals in Items 4. and 5.

Name of Individual:

	<u>Formal Course Title</u>	<u>Location and Date(s) of Training</u>	<u>Clock Hours in Lecture or Laboratory</u>
<u>7.a. Radiation Physics and Instrumentation</u>			
<u>7.b. Radiation Protection</u>			
<u>7.c. Mathematics Pertaining to the Use and Measurement of Radioactivity</u>			
<u>7.d. Biological Effects of Radiation</u>			

8. Experience with Radiation of Individuals in Items 4. and 5.

(Actual use of Radioisotopes or Equivalent Experience)

Name of Individual:

<u>Isotope</u>	<u>Maximum Activity</u>	<u>Where Experience Was Gained</u>	<u>Months/Years</u>	<u>Type of Use</u>

9. Radiation Detection Instruments					
<u>Type of Instrument</u>	<u>Manufacturers Name</u>	<u>Model Number</u>	<u>Number Available</u>	<u>Radiation Detected</u>	<u>Sensitivity Range</u>
10. Calibration of Instruments Listed in Item 9.					
<input type="checkbox"/> <u>a. Calibrated by Service Company</u> Name and Address of Service Company and Frequency of Calibration			<input type="checkbox"/> <u>b. Calibrated by Applicant</u>		
11. Personnel Monitoring Devices (Check and/or complete as appropriate)					
<u>Type</u>	<u>Supplier (Service Company)</u>	<u>Exchange Frequency</u>			
<input type="checkbox"/> Film Badge <input type="checkbox"/> TLD <input type="checkbox"/> DOSL <input type="checkbox"/> Other (Specify) <input type="checkbox"/> _____	_____	<input type="checkbox"/> Monthly <input type="checkbox"/> Quarterly <input type="checkbox"/> Other (specify) _____			

Information to be Submitted on Additional Sheets

12. Facilities and Equipment

Describe laboratory facilities and remote handling equipment, storage containers, shielding, fume hoods, etc. Attach an explanatory sketch of the facility.

13. Radiation Protection Program

Describe the radiation protection program as appropriate for the material to be used, including: the duties and responsibilities of the Radiation Safety Officer (RSO); control measures; bioassay procedures (if needed); day-to-day general safety instructions to be followed; etc. If the application is for sealed sources also submit leak testing procedures, or if leak testing will be performed using a leak test kit, specify manufacturer and model number of the leak test kit.

14. Waste Disposal

If a commercial waste disposal service is employed, specify the name and address of the company. Otherwise, submit a detailed description of methods which will be used for disposing of radioactive wastes and estimates of the type and amount of activity involved. If the application is for sealed sources and devices and they will be returned to the manufacturer, so state.

15. CITIZENSHIP ATTESTATION

It is not necessary to complete the Attestation part of this application below if the application is for a corporation or other separate legal entity. **Explain why:** (For example: This application is for a corporation, partnership, etc.) _____

OR

If the entity is owned by an individual, complete the United States Citizenship Attestation Form below.

UNITED STATES CITIZENSHIP ATTESTATION FORM

For the purpose of complying with Neb. Rev Stat. §§ 4-108 through 4-114, I attest as follows:

I am a citizen of the United States **OR**

I am a qualified alien under the Federal Immigration and Nationality Act, my Immigration status and alien number are as follows and I am providing a copy of my USCIS documentation.

I hereby attest that my response and the information provided on this form and any related application for public benefits are true, complete and accurate and I understand that this information may be used to verify my lawful presence in the United States.

Name (Type or print first, middle, last)

Signature

Date

16. CERTIFICATION

(This item must be completed by applicant.)

The applicant and any official executing this document on behalf of the applicant named in Item 1.a., certify that this application is prepared in conformity with the Nebraska Department of Health and Human Services, Title 180, Regulations for the Control of Radiation and that all information contained herein, including any supplements attached hereto, is true and correct to the best of our knowledge and belief.

Applicant Name From Item 1.a.

By: _____
Signature

Date: _____

Print Name and Title of certifying official authorized to act on behalf of the applicant

Appendix B

**Supportive
Information**

**Requested in Items 4 through 14
of
NRH FORM 5**

Appendix B

Supportive Information Requested in Items 4 through 14 of NRH FORM 5

For the convenience of applicants and for streamline handling of fixed gauge applications this appendix should be used to provide supporting information. It is attached to Form NRH – 5.

Please refer to “Regulatory Guide 3.13, "Guidance for Radioactive Material - Fixed Gauge Licenses") for more detail concerning each item and other options available.

- Complete item 1 thru 3 and 15 on NRH-5. Use this Appendix B to complete items 4-14. Please indicate the following on the NRH-5 “**See attachment for items 4-14**”.
- Please check the appropriate box(es) below and submit a detailed description of all the requested information. For additional information begin each item on a separate sheet, identifying the item number and the date of the application on each page.

Item #4 & 5

ITEM NO. AND TITLE	RESPONSE	YES (need to check one item per box)	ATTACHMENTS AND/OR ALTERNATIVE PROCEDURES ATTACHED (If item to left is checked then check and attach item requested in this column.)
4. Individual User(s)	“The radiation safety officer will maintain documentation of training for authorized users and his/her approval of the authorized user.”	[]	
4. Training for Individual who in the Course of Employment Are Likely to Receive Occupational Doses of Radiation in Excess of 1 mSv (100 mrem) in a year (Occupationally Exposed workers) and Ancillary Personnel	“Will have a training program for individuals who in the course of employment are likely to receive occupational doses of radiation in excess of 1 mSv (100 mrem) in a year (occupationally exposed workers) and Ancillary personnel.	[]	Need not be submitted with application. Will be examined during inspections.
5. Radiation Safety Officer (RSO)	Radiation Safety Officer. Name _____ Telephone # _____	[]	
	“The documentation for the training of the RSO are attached.”	[]	[] Training Records of RSO
	“The RSO will perform the duties and responsibilities of a RSO per Appendix E of Regulatory Guide 3.13, 'Radioactive Material –Guidance for Fixed Gauges Licenses.’ Or “Will provide alternate list of duties and responsibilities of the RSO per the criteria of Appendix E.”	[] Or [] and	[] Alternate List of duties and responsibilities of the RSO

ITEM NO. AND TITLE	RESPONSE	YES (need to check one item per box)	ATTACHMENTS AND/OR ALTERNATIVE PROCEDURES ATTACHED (If item to left is checked then check and attach item requested in this column.)
6. Radioactive Material 6.a. Element and Mass Number 6.b. Chemical and/or physical form 6.c. Maximum amount to be possessed at any one time 6.d. Authorized use AND Manufacturer and model number of the gauging device	<p>List each radioisotope that will be used in each source in the gauging device(s).</p> <p>Identify the manufacturer and model number of each sealed source that will be used in the fixed gauging device. Confirm that each sealed source, device and source/device combination is registered as an approved sealed source or device in the Sealed Source and Device regulation issued by NRC or an Agreement State.</p> <p>Specify the maximum amount of radioactive material that will be in each sealed source. Confirm that the activity per source will not exceed the maximum activity listed on the approved Sealed Source and Device regulation issued by NRC or an Agreement State.</p> <p>Specify the purpose for the use of the gauging device.</p> <p>And Identify the manufacturer and model number of the gauging device in which the sealed sources will be used.</p>	Complete item 6 below []	

Please enter the necessary information for item 6 below. If you need additional space please add an attachment

<u>6.a. Element and Mass Number</u>	<u>6.b. Chemical or Physical Form (Make and Model if sealed source)</u>	<u>6.c. Maximum Activity Requested (Expressed as Curies, Millicuries or Microcuries)</u>	<u>6.d. Use of Each Form (If sealed source, also give Make and Model Number of the storage and/or device in which sealed source will be stored and/or used)</u>

<p>7. Training of Individuals in Item 4. And 5.</p> <p>8. Experience with Radiation of Individuals in Item 4. And 5.</p>	<p>“Authorized users and the radiation safety officer will demonstrate competency in use, maintenance and transfer of the device(s) by satisfactory completion of an eight(8) hour course -provided by the manufacturer of the gauge Or -Department approved course.” Note: See Appendix I for course criteria</p> <p>Note: The licensee will need to maintain training records on file for each authorized user and will maintain records showing the approval by the RSO of the authorized users. This will be reviewed at the time of inspection. See Appendix S for a sample record retention schedule.</p>	<p>[]</p> <p>Or [] and</p>	<p>[] Course for Department approval</p>
<p>9. Radiation Detection Instruments</p>	<p>"We will possess and use a radiation survey meter that meets the criteria in the section entitled 'Radiation Detection Instruments' in Regulatory Guide 3.13, 'Radioactive Material –Guidance for Fixed Gauges Licenses' in the event of an incident “ Or “We have access to a radiation survey meter that meets the criteria in the section entitled 'Radiation Detection Instruments' in Regulatory Guide 3.13, 'Radioactive Material –Guidance for Fixed Gauges Licenses' in the event of an incident ”</p>	<p>[]</p> <p>Or [] and</p>	<p>[] A plan of how an instrument will be obtained.</p>
<p>10. Calibration of Instruments Listed in Item</p> <p>10a. Calibrated by Service Company</p> <p>10b. Calibrated by Applicant</p>	<p>“We will possess a survey meter and will have the instrument calibrated annually. The calibration service company’s, name, address, license number and the state or federal Department that issued the company’s license is provided below.” Name _____ Address _____ _____ License number _____ Issuing Agency _____</p> <p>Or “We will calibrate the survey instruments in-house annually. We have submit detailed information describing the facilities, equipment, personnel, and procedures to be used to perform the calibrations.” Note: Contact the Department for criteria for in house calibrations. Or NA if you plan to access a survey meter.</p>	<p>[]</p> <p>Or [] and</p> <p>Or []</p>	<p>[] In house calibration procedure for Department approval.</p>

<p>11 Personnel Monitoring Devices</p>	<p>“We will provide dosimetry processed and evaluated by a NVLAP approved processor that is exchanged at a frequency recommended by the processor.”</p> <p>“We will be using the following type: <input type="checkbox"/> Film Badge <input type="checkbox"/> TLD <input type="checkbox"/> OSL <input type="checkbox"/> Other (Specify) _____</p> <p>The supplier is: _____</p> <p>The exchange frequency is: <input type="checkbox"/> Monthly <input type="checkbox"/> Quarterly <input type="checkbox"/> Other (Specify) _____”</p> <p>Or “We will maintain, for inspection by the Department, documentation demonstrating that unmonitored individuals are not likely to receive, in one year, a radiation dose in excess of 10 percent of the allowable limits of 180 NAC 4”</p> <p>Note: See Appendix M for guidance on demonstrating that unmonitored individuals are not likely to exceed 10 percent of the allowable limits.</p>	<p>[]</p> <p>Or []</p>	
<p>12. Facilities and Equipment</p>	<p>“A diagram of the facility showing the location of each fixed gauge is attached. We will ensure that the location of each fixed gauge meets the criteria in the section entitled “Facilities and Equipment” in “Radioactive Material Guidance for Fixed Gauge Licenses, Regulatory Guide 3.13.” Address any instances where the proposed conditions exceed any conditions listed in the SSD Registration Certificate.”</p> <p>Or “A diagram of the facility showing the location of each fixed gauge is attached. Confirm that the fixed gauge is secured to prevent unauthorized removal or access; and submit specific information demonstrating that the proposed conditions will not impact the safety or integrity of the source or device. Address any instances where the proposed conditions exceed any conditions listed in the SSD Registration Certificate.”</p> <p>Note:</p> <ul style="list-style-type: none"> • Any deviations from an SSD Registration Certificate will require specific Department approval. • Alternative responses will be evaluated using the criteria listed above. A diagram of the permanent gauge storage facility is attached.” 	<p>[]</p> <p>Or []</p>	
<p>13. Radiation Protection Program 13a. Operating and Emergency Procedures</p>	<p>“We have implemented and will maintain operating and emergency procedures in Appendix F Regulatory Guide 3.13 “Radioactive Material Guidance for Fixed Gauges Licenses.” “Copies of these procedures will be provided to all authorized users and at each job site.” (A copy of these Operating and Emergency Procedures will be copied from Regulatory Guide 3.13. The information to individualize the procedure will be completed.)</p> <p>Or “We have implemented and will maintain operating and emergency procedures submitted with this application. They meet the criteria of section titled Radiation Protection Program – Operating and Emergency Procedures in Regulatory Guide 3.4 “Radioactive Material Guidance for Fixed Gauges Licenses.”. Copies of these procedures will be provided to all authorized users and at each job site.”</p>	<p>[]</p> <p>Or [] and</p>	<p>[] In house operating and emergency procedures for Department approval.</p>

<p>13. Radiation Protection Program 13b. Leak Tests</p>	<p>“Leak tests will be performed at 6 month intervals or approved by the Department, an Agreement State, or the U.S. Nuclear Regulatory Commission and specified in the Sealed Source and Device Registration Sheet and the records maintained.”</p>	<p>[]</p>	
	<p>“ Leak tests will be performed by an organization authorized by the Department, an Agreement State or the U.S. Nuclear Regulatory Commission to provide leak testing services for other licensees.</p> <p>And Leak test kit supplied by an organization authorized by the Department, an Agreement State or U.S. Nuclear Regulatory Commission to provide leak test kits to other licensees and according to the kit supplier's instructions.</p> <p>Name of licensee and license radioactive material license number performing maintenance: _____</p> <p>And/Or Supplier of leak test kit: _____ Model number of kit _____ Suppliers Address _____ _____</p> <p>Or “In house leak testing procedure approved by the Department.”</p> <p>Note: Appendix O in Regulatory Guide 3.13 “Radioactive Material Guidance for Fixed Gauges Licenses” indicates the criteria and procedure for in house leak testing.</p>	<p>[]</p> <p>And []</p> <p>And/Or</p> <p>Or []</p>	<p>[] In house leak testing procedure for Department approval.</p>
<p>13. Radiation Protection Program 13c. Maintenance</p>	<p><u>ROUTINE CLEANING & LUBRICATION</u> “We will implement and maintain procedures for routine maintenance of our gauges according to each manufacturer’s recommendations and instructions.”</p> <p>Or Alternative procedures for the Department’s review.</p> <p><u>NON-ROUTINE MAINTENANCE</u></p> <ul style="list-style-type: none"> • "The gauge manufacturer, distributor or other person authorized by the Department, the U.S. Nuclear Regulatory Commission or other Agreement State will perform non-routine operations such as installation, initial radiation survey, repair, and maintenance of components related to the radiological safety of the gauge, gauge relocation, replacement, and disposal of sealed sources, alignment or removal of a gauge from service.” <p>Or</p> <ul style="list-style-type: none"> • “We will provide needed information to support request to perform non-routine maintenance per Appendix P of Regulatory Guide 3.13 “Radioactive material Guidance for Fixed Gauge Licenses.” 	<p>[]</p> <p>Or [] and</p> <p>[]</p> <p>Or [] and</p>	<p>[] Alternative procedure attached for Department review.</p> <p>[] Submit non-routine maintenance procedure for Department approval. See Appendix P for the criteria to be used.</p>
<p>13. Radiation Protection Program 13d. Transportation</p>	<p>No response is needed from applicants during the licensing process; this issue will be reviewed during inspection.</p>	<p>Need Not Be Submitted With Application. See Appendix Q for DOT regulations and sample bill of lading and form.</p>	

<p>13. Radiation Protection Program 13e. Fixed Gauges Used at Temporary Job Site</p>	<p>We will not use fixed gauges at temporary job sites." Or "Procedures for use of fixed gauges at temporary job sites have been developed, implemented, maintained, and distributed and will meet the Criteria in the section entitled 'Fixed Gauges Used at Temporary Job Sites,' in Regulatory Guide 3.14, 'Radioactive Material Guidance for Fixed Gauge Licenses'" and copies of these procedures will be provided to all gauge users." Or Alternative procedures for use of fixed gauges at temporary job sites. <i>Note:</i> Alternative procedures will be evaluated using the criteria listed above.</p>	<p>[] Or [] Or [] And</p>	<p>[] Alternative procedures</p>
<p>13. Radiation Protection Program 13f. Audit Program</p>	<p>"We will have an audit program." Note: See Appendix S for a sample audit program. The audit program will be reviewed during an inspection.</p>	<p>[]</p>	<p>Need not be submitted with application.</p>
<p>13. Radiation Protection Program 13g. Material Receipt and Accountability</p>	<p>"Physical inventories will be conducted at least every 6 months or at other intervals approved by the Department, to account for all sealed sources and devices received and possessed under the license." Or A description of the procedures for ensuring that no fixed gauge has been lost, stolen, or misplaced and how often they will be conducted. Note: See Appendix T for a sample inventory procedure and inventory form.</p>	<p>[] Or [] And</p>	<p>[] Alternative procedure</p>
<p>13. Radiation Protection Program 13h. Public Dose</p>	<p>"We will maintain documentation (calculations and/or measurements) to show that any member of the public does not exceed a radiation dose of 100 mrem per year and do not exceed 2 mrem in any one hour in an unrestricted area." Note: The applicant is not required to submit a response to the public dose section during the licensing phase. This matter will be examined during an inspection. See appendix M for an example.</p>	<p>[]</p>	<p>Need Not be Submitted with Application.</p>
<p>14. Waste Disposal</p>	<p>"Disposal will be by transfer of the radioactive material to a licensee specifically authorized to possess it in accordance with Appendix V." Note: Due to difficulties and costs associated with disposal of sealed neutron sources, applicants should preplan the disposal</p>	<p>[]</p>	
<p>15. Citizenship Attestation</p>	<p>Check the appropriate box(s), provide information that maybe requested and sign if required.</p>		
<p>16. Certification</p>	<p>Signed by management representative authorized to make binding commitments.</p>	<p>Item 15 needs to be signed on NRH-5.</p>	

Appendix C

Sample Fixed Gauge License

DEPARTMENT OF HEALTH AND HUMAN SERVICES
DIVISION OF PUBLIC HEALTH
RADIOACTIVE MATERIALS PROGRAM

RADIOACTIVE MATERIAL LICENSE

Pursuant to the Radiation Control Act, 1963, and Title 180, Regulations for the Control of Radiation, Chapter 3 and in reliance on statements and representations heretofore made by the licensee designated below, a license is hereby issued authorizing such licensee to transfer, receive, possess and use the radioactive material(s) designated below; and to use such radioactive materials for the purpose(s) and at the place(s) designated below. This license is subject to all applicable rules, regulations and orders now or hereafter in effect of the Nebraska Department of Health and Human Services and to any conditions specified below.

1. Licensee	XYZ Company	3. License Number	00-00-00
2. Address	123 North 12th Street Anytown, NE 68000	4. Amendment Number	1
		License Amended In Its Entirety To Read As Follows:	
		5. Expiration Date	January 31, 20XX

6. Radioactive Material	7. Chemical And/Or Physical Form	8. Maximum Quantity Licensee May Possess At Any One Time Under This License	9. Authorized Use
A. Cesium-137	Sealed source (Ohmart Corporation Model A-2100, A-2102 or Texas Nuclear Model	500 millicuries per source	Used in an Ohmart Corp. Model SR-1, SHD, SR-A, SH-F1 or a Texas Nuclear Model 5197 source holder for measuring levels or densities
D. Radium-226	Sealed source (Radium Chemical Company Model RAS-7; Gammatron Inc. Model GT-GHP, GT-G; or Amersham	10 millicuries per source	Used in a Stock Equipment Company Model D14400 source holder for measuring densities

CONDITIONS

- 10. Licensed Material shall only be used by, or under the supervision of, John Jones, Jane Doe and Fred Smith.
- 11. The Radiation Safety Officer for this license is Jane Doe, RSO.
- 12. Licensed material shall be used only at the licensee's facility located at 1000 Main Street, Anytown, Nebraska 60000.
- 13. The licensee is authorized to transport licensed material only in accordance with the provisions of 180 NAC 13.
- 14. Notwithstanding the requirements of 180 NAC 1-011.02, item 6, no sealed source shall be stored for a period of more than 3 years without being tested for leakage or contamination.
- 15. The licensee shall conduct a physical inventory every 6 months to account for all sources and/or devices received and possessed under the license. The records of the inventories shall be maintained for six (6) years from the date of the inventory for inspection by the Department and shall include the quantities and kinds of licensed material, location of the sealed sources and/or devices, and the date of the inventory.
- 16. Sealed sources or detector cells containing licensed material shall not be opened or sources removed from source

DEPARTMENT OF HEALTH AND HUMAN SERVICES
DIVISION OF PUBLIC HEALTH ASSURANCE DIVISION
RADIOACTIVE MATERIALS PROGRAM

License Number: **00-00-00**

Amendment Number: **1**

**RADIOACTIVE MATERIAL LICENSE
supplemental sheet**

17. Installation, initial radiation surveys, relocation, removal from service, dismantling, alignment, replacement, disposal of the sealed source and non-routine maintenance or repair of components related to the radiological safety of the gauge (i.e., the sealed source, the source holder, source device mechanism, on-off mechanism (shutter), shutter control, shielding) shall be performed only by persons specifically licensed by the Department, the U.S. Nuclear Regulatory Commission or an Agreement State to perform such services.
18. Prior to initial use and after installation, relocation, dismantling, alignment, or any other activity involving the source or removal of the shielding, the licensee shall assure that a radiological survey is performed to determine radiation levels in accessible areas around, above, and below the gauge with the shutter open. This survey shall be performed only by persons authorized to perform such services by the Department, the U.S. Nuclear Regulatory Commission or an Agreement State.
19. Each gauge shall be tested for the proper operation of the on-off mechanism and indicator, if any, at no longer than 6 month intervals or at such longer intervals as specified by the manufacturer and approved by the Department.
20. The Licensee shall assure that the shutter mechanism is locked in the closed position during periods when a portion of an individual's body may be subject to the direct radiation beam. The licensee shall review and modify as appropriate its 'lock-out' procedures whenever a new gauge is obtained to incorporate the device manufacturer's recommendations.
21. The Licensee shall operate each gauge within the manufacturer's specified temperature and/or environmental limits such that the shielding and shutter mechanism of the source holder are not compromised.
22. In addition to the possession limits in Item 8., the licensee shall further restrict the possession of licensed material to quantities below the minimum limit specified in 180 NAC 3-018.04 for establishing financial assurance for decommissioning.
23. Non-routine maintenance or repair of components related to the radiological safety of the gauge as described in license condition 17; shall only be performed by, or under the supervision and in the physical presence of, individuals who have received the training described in the application dated May 2, 20xx and have been approved in writing by the Radiation Safety Officer. The licensee shall maintain records of individuals designated as performers of those tasks and such records will indicate which of those tasks these individuals are authorized to perform. Such records shall be maintained for 3 years following the last use of licensed material by that individual.
24. Except as specifically provided otherwise by this license, the licensee shall conduct its program in accordance with the statements, representations, and procedures contained in the documents, including any enclosures, listed below. Title 180 shall govern unless the statements, representations, and procedures in the licensee's application and correspondence are more restrictive than the regulations.
 - A. Application with attachments dated June 1, 20XX, signed by John Doe, President.
 - B. Facsimile containing leak test procedures dated September 26, 20XX, signed by John Doe.

Date: May 08, 20XX

FOR THE NEBRASKA DEPARTMENT OF HEALTH & HUMAN SERVICES
Division of Public Health

xxxxxx Manager
Radioactive Materials Program

Appendix D

Review Checklist for Fixed Gauge Application

Appendix D
Review Checklist for
Fixed Gauge Application

This checklist can be used by the Department staff to review applications and the applicant can use it to check for completeness.

1.a.

1.a Legal Name and Street address of Applicant (Institution, Firm, Person, etc.)

Applicant Name: _____
Address: _____

City, State Zip +4: _____
Telephone #: _____
FAX #: _____
eMail Address: _____

1.b.

1.b Street address(es) at which Radioactive Material will be used. (If different than 1.a)

(1) Permanent Address: _____

City, State Zip+4: _____
(2) Temporary Job Sites Throughout Nebraska? Yes No

2.

2. Department to Use Radioactive Material

Person to Contact: _____
Telephone #: _____

3.

3. This is an application for:

New License
 Amendment to License No. _____
 Renewal of License No. _____

Item Number and Title	Suggested Response	YES NO		OTHER	
				YES	NO
4. Individual User(s)	“The radiation safety officer will maintain documentation of training for authorized users and his/her approval of the authorized user.”				
4.1 Training for Individual who in the Course of Employment Are Likely to Receive Occupational Doses of Radiation in Excess of 1 mSv (100 mrem) in a year (Occupationally Exposed workers) and Ancillary Personnel	“Will have a training program for individuals who in the course of employment are likely to receive occupational doses of radiation in excess of 1 mSv (100 mrem) in a year (occupationally exposed workers) and Ancillary personnel.”				
5. Radiation Safety Officer (RSO)	Radiation Safety Officer : _____ Name and Telephone Number _____				
	“The documentation for the training of the RSO are attached.”				
	“The RSO will perform the duties and responsibilities of a RSO per Appendix E of Regulatory Guide 3.13 ‘Radioactive Material-Guidance for Fixed Gauges Licenses.’ Or “Will provide alternate list of duties and responsibilities of the RSO per the criteria of Appendix E. And List is attached.				
6. Radioactive Material 6.a. Element and Mass Number 6b. Chemical and/or physical form 6c. Maximum amount to be possessed at any one time 6d. Authorized use AND Manufacturer and model number of the gauging device	List each radioisotope that will be used in each source in the gauging device(s). Identify the manufacturer and model number of each sealed source that will be used in the fixed gauging device. Confirm that each sealed source, device and source/device combination is registered as an approved sealed source or device in the Sealed Source and Device regulation issued by NRC or an Agreement State. Specify the maximum amount of radioactive material that will be in each sealed source. Confirm that the activity per source will not exceed the maximum activity listed on the approved Sealed Source and Device regulation issued by NRC or an Agreement State. Specify the purpose for the use of the gauging device. And Identify the manufacturer and model number of the gauging device in which the sealed sources will be used.				

6.a. Element and Mass Number	6.b. Chemical or Physical form (Make and Model if sealed source)	6.c. Maximum Activity Requested (Expressed as Curies, Millicuries or Microcuries)	6.d. Use of Each Form (If sealed source, also give Make and Model Number of the storage and/or device in which sealed source will be stored and/or used)	Specify other uses not listed on SSD Certificate	YES	NO
Cobalt-60	Sealed sources manufacturer or distributor and model number: _____ Device manufacturer or distributor and model number: _____	Not to exceed maximum activity per source as specified in Sealed Source and Device Registration Sheet	Specific description of gauge in use:	[] Not applicable [] Uses are:		
Krypton-85	Sealed sources manufacturer or distributor and model number: _____ Device manufacturer or distributor and model number: _____	Not to exceed maximum activity per source as specified in Sealed Source and Device Registration Sheet	Specific description of gauge in use:	Specific description of gauge in use:		
Strontium-90	Sealed sources manufacturer or distributor and model number: _____ Device manufacturer or distributor and model number: _____	Not to exceed maximum activity per source as specified in Sealed Source and Device Registration Sheet	Specific description of gauge in use:	Specific description of gauge in use:		
Cesium-137	Sealed sources manufacturer or distributor and model number: _____ Device manufacturer or distributor and model number: _____	Not to exceed maximum activity per source as specified in Sealed Source and Device Registration Sheet	Specific description of gauge in use:	Specific description of gauge in use:		
Americium-241	Sealed sources manufacturer or distributor and model number: _____ Device manufacturer or distributor and model number: _____	Not to exceed maximum activity per source as specified in Sealed Source and Device Registration Sheet	Specific description of gauge in use:	Specific description of gauge in use:		
Other Isotope (Specify)	Sealed sources manufacturer or distributor and model number: _____ Device manufacturer or distributor and model number: _____	Not to exceed maximum activity per source as specified in Sealed Source and Device Registration Sheet	Specific description of gauge in use:	Specific description of gauge in use:		
<i>FINANCIAL ASSURANCE REQUIRED AND EVIDENCE OF FINANCIAL ASSURANCE PROVIDED</i>						

Item Number and Title	Suggested Response	APPLICANT'S RESPONSE			
		YES	NO	OTHER	
				YES	NO
<p>7. Training of Individuals in Item 4. And 5.</p> <p>8. Experience with Radiation of Individuals in Item 4. And 5.</p>	<p>“Authorized users and the radiation safety officer will demonstrated competency in use, maintenance and transfer of the device(s) by satisfactory completion eight(8) hour course</p> <p>-provided by the manufacturer of the gauge Or -Department approved course.”</p> <p>Note: See Appendix I for course criteria</p> <p>Note: The licensee will need to maintain training records on file for each authorized user and will maintain records showing the approval by the RSO of the authorized users. This will be reviewed at the time of inspection. See Appendix S for sample record retention schedule.</p>				
<p>9. Radiation Detection Instruments</p>	<p>“We will possess and use a radiation survey meter that meets the criteria in the section entitled 'Radiation Detection Instruments' in Regulatory Guide 3.13, 'Radioactive Material – Guidance for Fixed Gauges Licenses' in the event of an incident “</p> <p>Or</p> <p>“We have access to a radiation survey meter that meets the criteria in the section entitled 'Radiation Detection Instruments' in Regulatory Guide 3.13, 'Radioactive Material –Guidance for Fixed Gauges' in the event of an incident ”</p> <p>Have a plan of how an instrument will be obtained.</p>				
<p>10. Calibration of Instruments Listed in Item 10 a. Calibrated by Service Company</p>	<p>“We will possess a survey meter and will have the instrument calibrated annually. The calibration service company’s, name, address, license number and the state or federal Department that issued the company’s license is provided below.”</p> <p>Name _____ Address _____ _____ _____ License number _____ Issuing Department _____</p> <p>Or</p>				

Item Number and Title	Suggested Response	APPLICANT'S RESPONSE			
		YES	NO	OTHER	
				YES	NO
10.. Calibration of Instruments Listed in Item 10 b. Calibrated by Applicant	<p>“We will calibrate the survey instruments in-house annually. We have submit detailed information describing the facilities, equipment, personnel, and procedures to be used to perform the calibrations.”</p> <p>Note: Contact the Department for criteria for in house calibrations.</p> <p style="text-align: center;">Or</p> <p>NA if you plan to access a survey meter.</p>				
11. Personnel Monitoring Devices	<p>" We will provide dosimetry processed and evaluated by a NVLAP approved processor that is exchanged at a frequency recommended by the processor."</p> <p>“We will be using the following type: <input type="checkbox"/> Film Badge <input type="checkbox"/> TLD <input type="checkbox"/> OSL <input type="checkbox"/> Other (Specify) _____</p> <p>The supplier is: _____</p> <p>The exchange frequency is: <input type="checkbox"/> Monthly <input type="checkbox"/> Quarterly <input type="checkbox"/> Other (Specify) _____”</p> <p style="text-align: center;">Or</p> <p>“We will maintain, for inspection by the Department, documentation demonstrating that unmonitored individuals are not likely to receive, in one year, a radiation dose in excess of 10 percent of the allowable limits of 180 NAC 4”</p> <p>Note: See Appendix M for guidance on demonstrating that unmonitored individuals are not likely to exceed 10 percent of the allowable limits.</p>				

Item Number and Title	Suggested Response	APPLICANT'S RESPONSE			
		YES	NO	OTHER	
				YES	NO
12. Facilities and Equipment	<ul style="list-style-type: none"> • “A diagram of the facility showing the location of each fixed gauge is attached. We will ensure that the location of each fixed gauge meets the criteria in the section entitled 'Facilities and Equipment' Instruments' in “Radioactive Material Guidance for Fixed Gauge Licenses,” Regulatory Guide 3.13 (Rev.2), Or • “A diagram of the facility showing the location of each fixed gauge is attached.” Confirm that the fixed gauge is secured to prevent unauthorized removal or access; and submit specific information demonstrating that the proposed conditions will not impact the safety or integrity of the source or device. Address any instances where the proposed conditions exceed any conditions listed in the SSD Registration Certificate. <p>Note:</p> <ul style="list-style-type: none"> • Any deviations from an SSD Registration Certificate will require specific Department approval. • Alternative responses will be evaluated using the criteria listed above. 				
13. Radiation Protection Program 13.a. Operating and Emergency Procedures	<p>“We have implemented and will maintain operating and emergency procedures in Appendix F Regulatory Guide 3.13 “Radioactive Material Guidance for Fixed Gauges Licenses.” “Copies of these procedures will be provided to all authorized users and at each job site.” (A copy of these Operating and Emergency Procedures will be copied from Regulatory Guide 3.4. The information to individualize the procedure will be completed.) Or</p> <p>“We have implemented and will maintain operating and emergency procedures submitted with this application. They met the criteria of section titled Radiation Protection Program – Operating and Emergency Procedures in Regulatory Guide 3.13 “Radioactive Material Guidance for Fixed Gauges Licenses.”. Copies of these procedures will be provided to all authorized users and at each job site.”</p>				

<p>13. Radiation Protection Program 13.b. Leak Tests</p>	<p>“Leak tests will be performed at intervals approved by the Department, an Agreement State, or the U.S. Nuclear Regulatory Commission and specified in the Sealed Source and Device Registration Sheet.”</p> <hr/> <p>“Leak tests will be performed by an organization authorized by the Department, an Agreement State or the U.S. Nuclear Regulatory Commission to provide leak testing services for other licensees and/or using a leak test kit supplied by an organization authorized by the Department, an Agreement State or U.S. Nuclear Regulatory Commission to provide leak test kits to other licensees and according to the kit supplier's instructions.”</p> <p>Name of licensee and license number performing maintenance:</p> <hr/> <p style="text-align: center;">And/Or</p> <p>Supplier of leak test kit, model number of kit, and suppliers address.Or</p> <p>“The licensee may be authorized to conduct the leak test and analysis by the Department.”</p> <p>The licensee will be required to provide the following to support a request to conduct the leak test and analysis.</p> <ul style="list-style-type: none"> • Identify the individual who will make the analysis and provide his or her qualifications to make quantitative measurements of radioactivity. • Commit to performing leak testing at the frequency specified in the appropriate SSD Registration Certificate. • Specify how and where test samples will be taken on the gauge. Describe materials used and methods of handling samples to prevent or minimize exposure to personnel. • Specify the type of instrument(s) that will be used for measurement, the counting efficiency, and minimum levels of detection for each radionuclide to be measured. <p><i>Note:</i> An instrument capable of making quantitative measurements should be used; hand-held survey meters will not normally be considered adequate for measurements.</p> <ul style="list-style-type: none"> • Specify the standard sources used to calibrate the instrument; for each, specify the radionuclide, quantity, accuracy, and traceability to primary radiation standards. <p><i>Note:</i> Accuracy of standards should be within $\pm 5\%$ of the stated value and traceable to a primary radiation standard such as those maintained by the National Institutes of Standards and Technology (NIST).</p>				
--	--	--	--	--	--

<p>13.Radiation Protection Program 13c. Maintenance</p>	<p><u>ROUTINE CLEANING & LUBRICATION</u> “We will implement and maintain procedures for routine maintenance of our gauges according to each manufacturer’s recommendations and instructions.”</p>				
	<p><u>NON-ROUTINE MAINTENANCE</u> “We will send the gauge to the manufacturer or other person authorized by the NRC or an Agreement State to perform non-routine maintenance or repair operations that require the removal of the source or source rod from the gauge.”</p> <p style="text-align: center;">Or</p> <p>“We will provide needed information to support request to perform non-routine maintenance per Appendix P of Regulatory Guide 3.13 “Radioactive Material Guidance for Fixed Gauges Licenses.”</p>				
<p>13. Radiation Protection Program 13d. Transportation</p>	<p>The applicant is <u>not</u> required to submit a response to the public dose section during the licensing phase. This matter will be examined during an inspection.</p>	<p>Need not be submitted with application</p>			
<p>13.Radiation Protection Program 13.e. Fixed Gauges Used at Temporary Job Site</p>	<p>We will not use fixed gauges at temporary job sites.”</p> <p style="text-align: center;">Or</p> <p>“Procedures for use of fixed gauges at temporary job sites have been developed, implemented, maintained, and distributed and will meet the Criteria in the section entitled ‘Fixed Gauges Used at Temporary Job Sites,’ in Regulatory Guide 3.14, ‘Radioactive Material Guidance for Fixed Gauge Licenses’” and copies of these procedures will be provided to all gauge users.”</p> <p style="text-align: center;">Or</p> <p>Alternative procedures for use of fixed gauges at temporary job sites.</p> <p><i>Note:</i> Alternative procedures will be evaluated using the criteria listed above..</p>				
<p>13.Radiation Protection Program 13.f. Audit Program</p>	<p>“We will have an audit program.”</p> <p>Note: See Appendix S for a sample audit program. The audit program will be reviewed during an inspection</p> <p>Note: Alternative procedures will be evaluated using the criteria listed above.</p>				

13.Radiation Protection Program 13.g. Material Receipt and Accountability	<p>"Physical inventories will be conducted at intervals not to exceed 6 months, to account for all sealed sources and devices received and possessed under the license." Note: See Appendix T for a inventory procedure and sample inventory form. These items will be reviewed during an inspection.</p> <p style="text-align: center;">Or</p> <p>A description of the frequency and procedures for ensuring that no gauge has been lost, stolen, or misplaced and that, if the licensee possesses gauges exceeding threshold amounts, the licensee complies with financial assurance requirements in 180 NAC 3-018.</p>				
13. Radiation Protection Program 13h. Public Dose	<p>The applicant is not required to submit a response to the public dose section during the licensing phase. This matter will be examined during an inspection.</p>	<p>Need not be submitted with application.</p>			
14. Waste Disposal	<p>State that disposal will be by transfer of the radioactive material to a licensee specifically authorized to possess it.</p>	<p>Need not be submitted with application</p>			
15. Citizenship Attestation	<p>Appropriate box(s) checked, submit documents if required and signed if required.</p>				
16. Certification	<p>Signed by representative authorized to make binding commitments..</p>	<p>Item 15 needs to be signed on NRH 5.</p>			

Appendix E

Duties and Responsibilities of the Radiation Safety Officer

Appendix E

Duties and Responsibilities of the Radiation Safety Officer

The RSO's duties and responsibilities include ensuring radiological safety and compliance with both Department regulations and the conditions of the license. Typically, the RSO's duties and responsibilities include ensuring the following:

- Activities involving licensed material that the RSO considers unsafe are stopped
- Radiation exposures are ALARA
- Development, maintenance, distribution, and implementation of up-to-date operating and emergency procedures
- Individuals that use fixed gauges are properly trained
- Possession, installation, relocation, use, storage, routine maintenance and non-routine operations of fixed gauges are consistent with the limitations in the license, the SSD Registration Certificate(s), manufacturer's or distributors recommendations and instructions
- Safety consequences of non-routine operations are analyzed before conducting any such activities that have not been previously analyzed
- Non-routine operations are performed by the manufacturer, distributor or person specifically authorized by the Department, NRC or an Agreement State
- Prospective evaluations are performed demonstrating that unmonitored individuals are not likely to receive, in one year, a radiation dose in excess of 10% of the allowable limits or personnel monitoring devices are provided
- Personnel monitoring devices, if required, are used and exchanged at the proper intervals, and records of the results of such monitoring are maintained
- Documentation is maintained to demonstrate, by measurement or calculation, that the TEDE to the individual member of the public likely to receive the highest dose from the licensed operation does not exceed the annual limit in 180 NRC 4-013
- Fixed gauges are properly secured
- Notification of proper authorities of incidents such as damage to or malfunction of fixed gauges, fire, loss, or theft
- Investigation of unusual occurrences involving the fixed gauge (e.g., malfunctions or damage), identification of cause(s), implement of appropriate and timely corrective action(s)
- Radiation safety program audits are performed at intervals not to exceed 12 months and development, implement, and documentation of timely corrective actions
- When the licensee identifies violations of regulations or license conditions or program weaknesses, corrective actions are developed, implemented, and documented
- Licensed material is transported according to all applicable DOT requirements
- Licensed material is disposed of properly
- Appropriate records are maintained
- An up-to-date license is maintained and amendment and renewal requests are submitted in a timely manner
- Posting of documents required by 180 NRH 10-002

- Provide written notifications of annual radiation exposures to all monitored personnel as required by 180 NAC 10-004
- Proper authorities are notified in case of accident, damage to gauges, fire, or theft
- Unusual occurrences involving the gauge (e.g., accident, damage) are investigated, cause(s) and appropriate corrective action are identified, and corrective action is taken
- Radioactive material is transported in accordance with all applicable DOT requirements
- Review dosimetry reports for all monitored personnel to determine if unnecessary exposures are being received.

Appendix F

Operating and Emergency Procedures

Name of Licensee _____

Operating Procedures

Training

Prior to handling and operating fixed gauges, authorized users will complete either an eight-hour training course by the manufacturer of the device or a Department-approved course.

Personnel Dosimetry

- If personnel dosimetry is provided:
 - Always wear your assigned thermoluminescent dosimeter (TLD) or film badge whenever handling, transporting or operating a nuclear gauge.
 - Never wear another person's TLD or film badge.
Personnel dosimetry will be worn at the chest or waist level. Badges will not be worn during non-occupational radiation exposures (e.g. medical or dental x-rays, etc.)
Never store your TLD or film badge near the gauge.
 - The RSP will be immediately notified if personnel dosimetry is lost or damaged.

Availability of Procedures

- A complete and current copy of the operating and emergency procedures must be posted or if posting procedures is not practicable, a notice which briefly describes the procedures and states where they may be examined may be posted instead.
- Copies of the manufacturer's operation manual are maintained on file by the RSO for ready reference.

ALARA Philosophy

- All personnel involved with fixed gauges will commit to practice the ALARA philosophy – keep radiation exposure As Low As Reasonably Achievable. The objective is to reduce occupational and public exposures as far below regulatory limits as possible by means of good work practices.
- The following methods will be used to reduce dose:
 - Minimize the **TIME** spent in close proximity to the gauge (the shorter the time, the lower the dose). Work quickly. Return the gauge to storage when not needed.
 - Maximize the **DISTANCE** from the gauge (do not get closer than necessary.) Transport the gauge away from the driver.
 - Make use of available **SHIELDING** to reduce radiation

Security

- Post a radiation warning sign at each entryway to an area where it is possible to be exposed to the beam.
- Develop lock-out procedures to prevent employees from entering the radiation beam during maintenance, repairs, or work in, on, or around the bin, tank, or hopper on which the device is mounted. These procedures should specify who will be responsible for ensuring that the lock-out procedures are followed. **Attach a copy of these “lock-out” procedures.**

- Always keep unauthorized persons away from the gauge.
- Prevent unauthorized access, removal, or use of the gauge.
- Reevaluate compliance with public dose limits and ensure proper security of gauges, after making changes affecting the gauge (e.g., changing the location of gauges, removing shielding, adding gauges, changing the occupancy of adjacent area,).

Transportation

- The fixed gauges will be transported per DOT regulations, which require specific labeling and surveying of the packages before transport. Refer to “Transportation” in “Material Guidance for Fixed Gauges Licenses” for additional transportation information.

Refer to Appendix Q – “Major DOT Regulations; Sample Shipping Documents, Placecards, Labels and Sample Bill of Lading” of Regulatory Guide 3.13 Radioactive, “Material Guidance for Fixed Gauges Licenses” for additional transportation information.

General Rules of Use

- Use the gauge according to the manufacturer's instructions and recommendations.
- Do not touch the unshielded source rod with your fingers, hands, or any part of your body.
- Do not place hands, fingers, feet, or other body parts in the radiation field from an unshielded source.
- Test each gauge for proper operation of the on-off mechanism (shutter) and indicator, if any, at intervals not to exceed 6 months or as specified in the SSD certificate.
- Reevaluate compliance with public dose limits and ensure proper security of gauges, after making changes affecting the gauge (e.g., changing the location of gauges, removing shielding, adding gauges, changing the occupancy of adjacent areas, moving the storage area to a new location), reevaluate compliance with public dose limits and ensure proper security of gauge.

Routine Maintenance

- Perform routine cleaning and maintenance according to the manufacturer's instructions and recommendations. A copy of the appropriate manufacturer's operation manual will be on hand and the maintenance instructions will be strictly followed.
- Non-routine maintenance or repair that requires the removal of the source is prohibited. Such operations will only be performed by the manufacturer or other specifically authorized persons.

Radiation Surveys

If damage is suspected, immediately notify the RSO, who will make arrangements to have the gauge surveyed as soon as possible. Refer to the emergency procedures for further instructions.

Emergency Procedures

In the event of a stolen, lost or missing gauge, authorized users will immediately notify the Radiation Safety Office (RSO), who will contact the Department.

If the gauge becomes damaged or if any other emergency or unusual situation arises:

- Stop use of the gauge.
- Immediately secure the area and keep people away from the gauge until the situation is assessed and radiation levels are known. However, perform first aid for any injured individuals and remove them from the area only when medically safe to do so.
- If any equipment is involved, isolate the equipment until it is determined there is no contamination present.
- Gauge users and other potentially contaminated individuals should not leave the scene until emergency assistance arrives.
- Notify the persons in the listed below of the situation:

***Radiation Safety Officer:** _____

***RSO Phone No.:** (w) _____ (H) _____

Nebraska Health and Human Services Regulation and Licensure

Radioactive Materials Program (402)471-2168 (Monday-Friday 8AM – 5PM)

Off Hours: State Patrol (402) 471-4545 (Ask to speak to the NEMA Duty Officer as you have an incident to report involving radioactive materials.)

*Fill in with (and update, as needed) the names and telephone numbers.

- Follow the directions provided by the person contacted above.

If damage should occur during transport:

At the earliest practical moment, the U.S. Dept. of Transportation will be notified of an accident that occurs during the course of transport in which fire, breakage, spillage or suspected contamination occurs involving shipment of radioactive materials, in accordance with 49 CFR 171.15. U.S. Department of Transportation Notification No: (800)424-8802

RSO AND LICENSEE MANAGEMENT:

- Arrange for a radiation survey to be conducted as soon as possible by a knowledgeable person using appropriate radiation detection instrumentation. This person could be a licensee employee using a survey meter located at the jobsite or a consultant. To accurately assess the radiation danger, it is essential that the person performing the survey be competent in the use of the survey meter.

- Make necessary notifications to local authorities as well as the Department as required. (Even if not required to do so, you may report ANY incident to Department at (402) 471-2168 Department notification is required when gauges containing radioactive material are lost or stolen, when gauges are damaged or involved in incidents that result in doses in excess of 180 NAC 4-059 limits.
- Reports to the Department must be made within the reporting timeframes specified by the regulations.

Reporting requirements are found in 180 NAC 4-057 through 059 and 180 NAC 3-026.

Note: Copies of operating and emergency procedures must be posted at each location of use or if posting procedures is not practicable, a notice which briefly describes the procedures and states where they may be examined may be posted instead.

Copies of operating and emergency procedures should be provided to all gauge users.

Fixed Gauge Emergency Response Information

POTENTIAL HAZARDS

1) IMMEDIATE HAZARDS TO HEALTH

- External radiation hazard from unshielded radioactive material.
- Low-level radioactive material; little personal radiation hazard when shielded.
- Materials in special form are not expected to cause contamination in accidents.
- Some radioactive materials cannot be detected by commonly available instruments.
- Potential internal radiation hazard from inhalation, ingestion, or breaks in skin, only if special form capsule is breached.

2) FIRE OR EXPLOSION

- No risk of fire or explosion.
- Radioactivity does not change flammability or other properties of the materials.

EMERGENCY PROCEDURES

3) IMMEDIATE PRECAUTIONS

- Isolate hazard area and restrict access.
- Emergency response actions may be performed prior to any measurement of radiation; limit entry to shortest time possible.
- Notify local authorities and Nebraska's Health and Human Services Regulation and Licensure, Radiological Health Division of accident conditions.
- Detain uninjured persons, isolate equipment with suspected contamination, and delay cleanup until receiving instruction from Nebraska's Health and Human Services Regulation and Licensure, Radiological Health Division.

4) FIRE

- Do not move damaged containers; move undamaged containers out of fire zone.
- Small Fires: Dry Chemical, CO2, water spray, or regular foam.
- Large Fires: Water spray, fog (flooding amounts).

5) SPILL OR LEAK

- Do not touch damaged containers or exposed contents.
- Damage to outer container may not affect primary inner container.
- Special form capsules are not expected to leak as a result of an accident or fire.

6) FIRST AID

- Use first aid treatment according to the nature of the injury.
- Advise medical personnel that victim may be contaminated with low-level radioactive material.
Except for the injured, detain persons exposed to radioactive material until arrival or instruction of Nebraska's Health and Human Services Regulation and Licensure, Radioactive Materials Division.

CALL THE FOLLOWING FOR EMERGENCY ASSISTANCE:

RADIATION SAFETY OFFICER:

RSO TELEPHONE #:

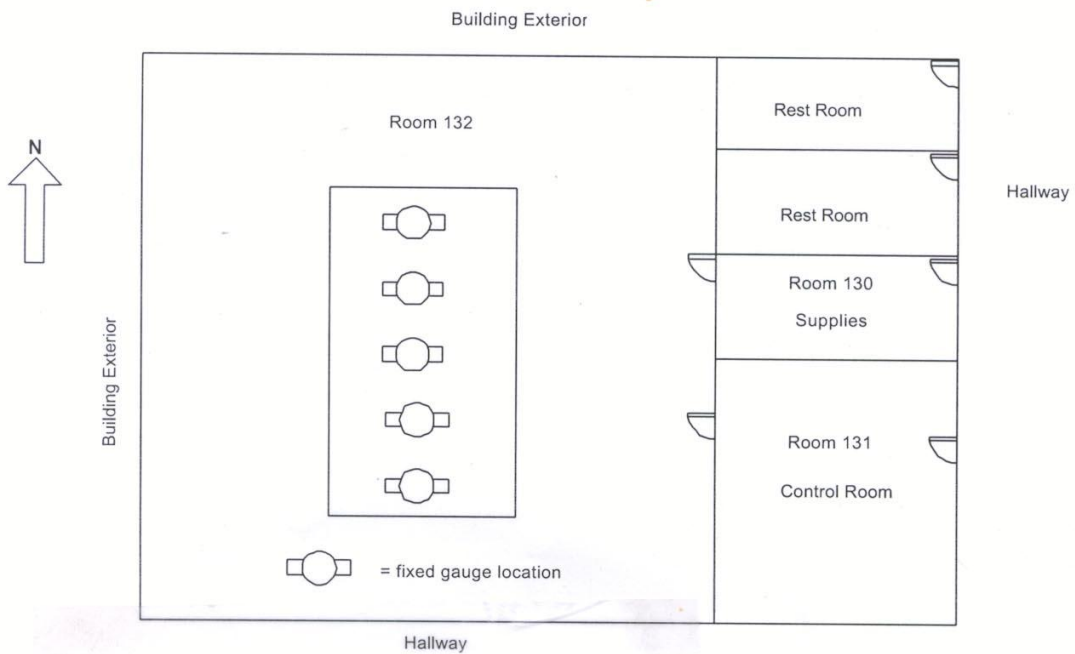
Nebraska's DHHS, Radiological Health(402) 471-2168 (M-F 8AM to 5PM)

After hours- Nebraska State Patrol..... (402) 471-4545 (Ask to speak to the NEMA Duty Officer as you have an incident to report involving radioactive materials.)

Appendix G

Model Facility Diagrams

EXAMPLE OF A FACILITY DIAGRAM FOR FIXED GAUGE USE

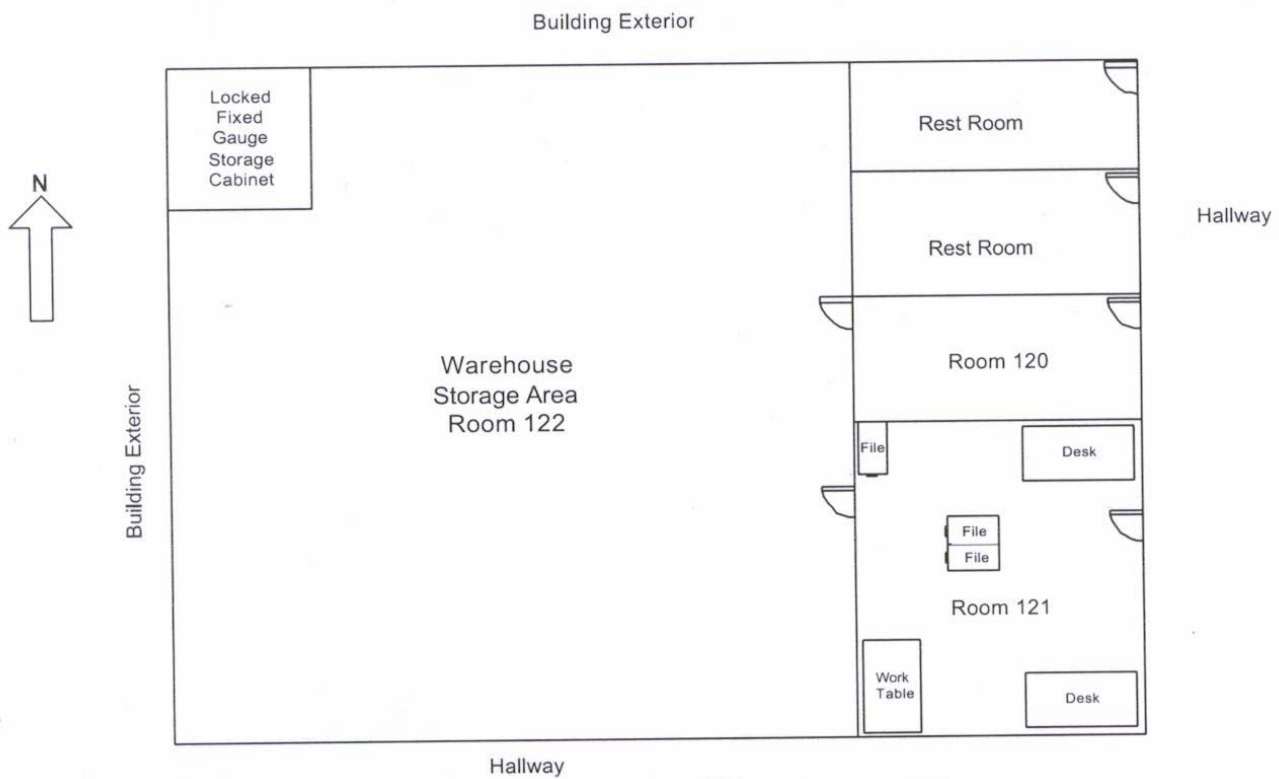


Single story building built on a slab. Minimum of fifteen feet from fixed gauge storage area to nearest routinely occupied area.

Scale: 1" = 4'

Note: Above graphic was not printed per scale.

EXAMPLE OF A FACILITY DIAGRAM FOR FIXED GAUGE STORAGE

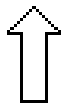


Single story building built on a slab. Minimum of fifteen feet from fixed gauge storage area to nearest routinely occupied area.

Scale: 1" = 4'

Note: Above graphic was not printed per scale.

N



Facility Diagram

Scale 1/4" = _____



Appendix H

Information Needed for Change of Ownership or Control Application

Appendix H

Information Needed for Change of Ownership or Control Application

The Department needs to be notified at least sixty days in advance of change of ownership or control. Licensees must provide full information and obtain the Department's prior written consent before transferring ownership or control of the license; some licensees refer to this as "transferring the license." The Department will review the responses to the information below and will then be able to determine if the licensee can submit a request for an amendment to the current license or if the licensee will need to submit a new application. This will be determined by the Department on a case by case bases. Provide the following information concerning changes of ownership or control by the applicant (transferor and/or transferee, as appropriate). If any items are not applicable, so state.

1. The new name of the licensed organization. If there is no change, the licensee should so state.
2. The new licensee contact and telephone number(s) to facilitate communications.
3. Any changes in personnel having control over licensed activities (e.g., officers of a corporation) and any changes in personnel named in the license such as radiation safety officer, authorized users, or any other persons identified in previous license applications as responsible for radiation safety or use of radioactive material. The licensee should include information concerning the qualifications, training, and responsibilities of new individuals.
4. An indication of whether the transferor will remain in non-licensed business without the license.
5. A complete, clear description of the transaction, including any transfer of stocks or assets, mergers, etc., so that legal counsel is able, when necessary, to differentiate between name changes and changes of ownership.
6. A complete description of any planned changes in organization, location, facility, equipment, or procedures (i.e., changes in operating or emergency procedures).
7. A detailed description of any changes in the use, possession, location, or storage of the radioactive materials.
8. Any changes in organization, location, facilities, equipment, procedures, or personnel that would require a license amendment even without the change of ownership.
9. An indication of whether all surveillance items and records (e.g., calibrations, leak tests, surveys, inventories, and accountability requirements) will be current at the time of transfer. Provide a description of the status of all surveillance requirements and records.

10. Confirmation that all records concerning the safe and effective decommissioning of the facility, pursuant to 180 NAC 3-018.07; public dose; and waste disposal by release to sewers, incineration, radioactive material spills, and on-site burials, have been transferred to the new licensee, if licensed activities will continue at the same location, or to the Department for license terminations.
11. A description of the status of the facility. Specifically, the presence or absence of contamination should be documented. If contamination is present, will decontamination occur before transfer? If not, does the successor company agree to assume full liability for the decontamination of the facility or site?
12. A description of any decontamination plans, including financial assurance arrangements of the transferee, as specified in 180 NAC 3-018. Include information about how the transferee and transferor propose to divide the transferor's assets, and responsibility for any cleanup needed at the time of transfer.
13. Confirmation that the transferee agrees to abide by all commitments and representations previously made to Department by the transferor. These include, but are not limited to: maintaining decommissioning records required by 180 NAC 3-018.07; implementing decontamination activities and decommissioning of the site; and completing corrective actions for open inspection items and enforcement actions.

With regard to contamination of facilities and equipment, the transferee should confirm, in writing, that it accepts full liability for the site, and should provide evidence of adequate resources to fund decommissioning; or the transferor should provide a commitment to decontaminate the facility before change of control or ownership.

With regard to open inspection items, etc., the transferee should confirm, in writing, that it accepts full responsibility for open inspection items and/or any resulting enforcement actions; or the transferee proposes alternative measures for meeting the requirements; or the transferor provides a commitment to close out all such actions with the Department before license transfer.

14. Documentation that the transferor and transferee agree to the change in ownership or control of the radioactive material and activity, and the conditions of transfer; and the transferee is made aware of all open inspection items and its responsibility for possible resulting enforcement actions.
15. A commitment by the transferee to abide by all constraints, conditions, requirements, representations, and commitments identified in the existing license. If not, the transferee must provide a description of its program, to ensure compliance with the license and regulations.

Appendix I

Criteria for Acceptable Training Courses for Fixed Gauge Users

Appendix I

Criteria for Acceptable Training Courses for Fixed Gauge Users

Handling and use of fixed gauges is restricted to a Authorized User (AU) or requires the direct supervision of an Authorized User. Authorized user is required to complete a eight hour course provided by the manufacturer of the device or any Department approved course. (180 NAC 15-027)

Documentation of fixed gauge radiation safety training must be maintained on file for inspection.

Criteria for acceptable training course for fixed gauge users:

Courses must be at least eight hours in length.

- Radiation Safety and Regulatory Requirements emphasizing practical subjects important to safe use of gauges:**

- Types and Characteristics of Radiation:** Model of the Atom; Alpha, Beta, X-ray and Neutron Radiation; Exposure: Natural versus Man-made Radiation; Irradiation versus Contamination/Internal vs. External; Radioactive Material Used in Fixed Gauges

- Units of Radiation Dose and Quantities of Radioactivity:** Curies, Rad, Rem, Roentgen; Prefixes, SI Units

- Basic Math and Calculations Related to Radioactivity:** Radioactive Decay; Dose Rates; Inverse Square Law; and Half-value Layers

- Biological Effects of Radiation:** Acute, Chronic and Genetic Effects of Exposure; Radiation Protection Standards, The ALARA Philosophy

- Radiation Levels from Radioactive Sealed Sources**

- Methods of Controlling Radiation Dose:** Time, Distance and Shielding

- State and Federal Regulations:** Material control and accountability, applicable regulations, annual audit of safety program

- Licensing and Inspections by regulatory Department**

- Employee protection**

- Need for complete and accurate information**

- Incidents**

- Inventory**

- Record keeping**

- Transfer/disposal requirements**

- Transportation**

- Practical explanation of fixed gauge theory and operation:**

- Radiation Detection Instruments:** Types of Radiation Survey Meters; Operation, Calibration and Limitation; and Monitoring Techniques

- Operating procedures:** Training and supervision, Personnel monitoring, Availability of procedures, Security, ALARA, Inventory, Record Keeping, Posting Requirements, General Rules of Use

- Emergency procedures:** Preventive measures, Emergency response, Notification Requirements, Case Histories

- Lockout procedures**

- Maintenance procedures**

- Transportation procedures**

- Radiation detection instruments:** Types of radiation survey meters, Operation, Calibration and limitation, Monitoring techniques

- Practical Training:**

- Field training emphasizing radiation safety, including test runs of: Setting up and making measurements with the gauge, Controlling and maintaining surveillance of the fixed gauge,

Performing routine cleaning and lubrications, Packaging and transporting the gauge, Storing the gauge, Following emergency procedures

- Q&A Session**

- Written Exam**

- Exam Review**

Training Assessment

Management will ensure that proposed AUs are qualified to work independently with each type of gauge with which they may work. Management will ensure that proposed RSO's are qualified to work independently with and are knowledgeable of the radiation safety aspects of all types of gauges to be possessed by the applicant. This may be demonstrated by written or oral examination or by observation.

Course Examination

- 25-50 question, closed-book written test -- 70 percent grade
 - Emphasis on radiation safety of fixed gauge on controlled access, storage, use, sealed source location, maintenance, and transportation, rather than the theory and art of making fixed gauge measurements
 - Review of correct answers to missed questions with prospective gauge user immediately following the scoring of the test

Department Approved Course for Authorized Users

The course examination and instructor qualifications listed below will be used by the Department to evaluate the approval of a course, plus the course outline listed above.

Course Instructor Qualifications

Instructor should have either:

- Bachelor's degree in a physical or life science or engineering
- Successful completion of a fixed gauge user course
- Successful completion of an 8 hour radiation safety course AND
- 8 hours hands-on experience with fixed gauges

OR

- Successful completion of fixed gauge user course
- Successful completion of 40 hour radiation safety course; AND
- 30 hours of hands-on experience with fixed gauges.

OR

- The applicant may submit a description of alternative training and experience for the course instructor.

Note: Additional training is required for those applicants intending to perform non-routine operations such as installation, initial radiation survey, repair, and maintenance of components related to the radiological safety of the gauge, gauge relocation, replacement, and disposal of sealed sources, alignment, or removal of a gauge from service. See Appendix P - "Non-Routine Operations."

Appendix J

Sample SSD Registration Certificate

REGISTRY OF RADIOACTIVE SEALED SOURCES AND DEVICES
SAFETY EVALUATION OF DEVICE

AMENDED IN ENTIRETY

NO:

DATE

PAGE 2 OF 7

DEVICE TYPE: Pipe Wall Thickness Caliper

DESCRIPTION: This device has an exterior housing that is doughnut shaped with a center hole that will accommodate

pipe sizes from 1 inch to 17 inches OD, but be increased by enlargement of the cylinder through which the pipe passes. The housing is mounted on its edge so the pipe can pass through its center. The device can be used as a stationary or rotating unit at either a fixed location or in a mobile van.

Inside the housing, a tungsten source holder emits a collimated beam of radiation through the pipe to be inspected to a detector on the other side of the housing which has a beam stop behind it. The source holder and detector are oppositely mounted on a frame inside the housing which rotates about the pipe as the pipe is conveyed through the device. Flaws in this section of pipe are detected by the variation in beam attenuation.

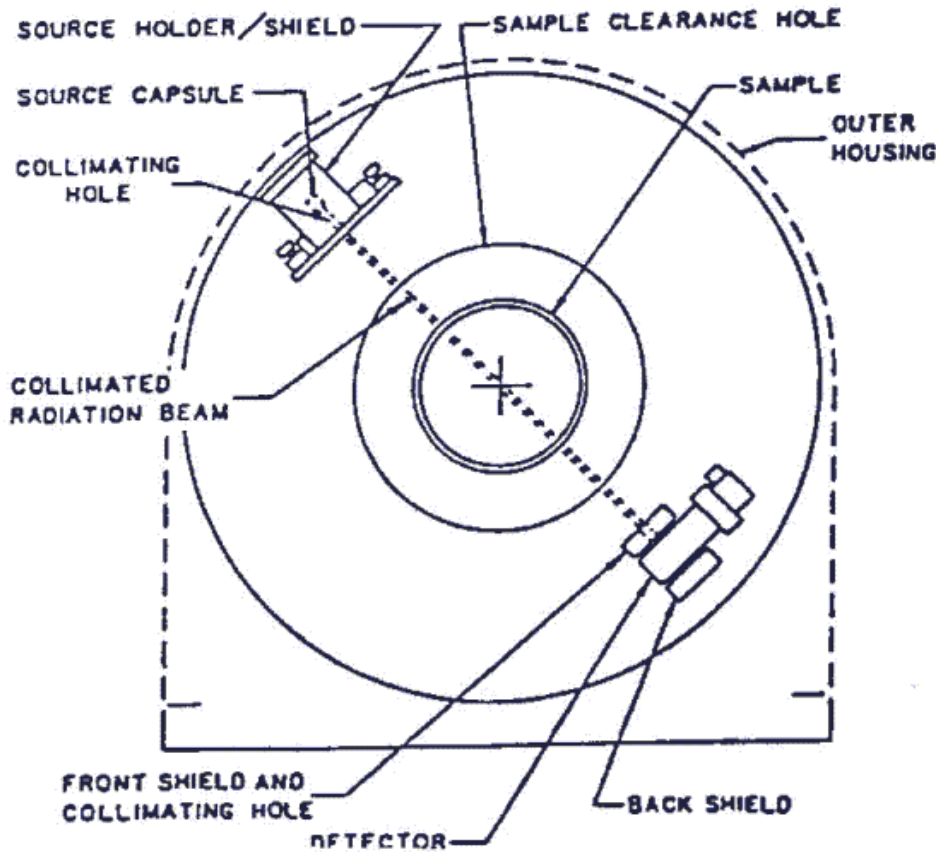


Figure 1: Functional Sketch of the Model

REGISTRY OF RADIOACTIVE SEALED SOURCES AND DEVICES
SAFETY EVALUATION OF DEVICE
AMENDED IN ENTIRETY

NO:

DATE:

PAGE 3 OF 7

DEVICE TYPE: Pipe Wall Thickness Caliper

DESCRIPTION (Continued): The source holder is made of a solid tungsten body with a tungsten slide shutter which aligns a beam collimation hold with the source when in operation. The shutter can be locked in either the "ON" or "OFF" position. When in the "ON" position, red is visible on the back cover, while in the "OFF" position black is indicated. The source is inaccessible to the user and cannot be removed unless four security wire seals are broken and the respective cover lugs removed.

LABELING: The outer housing and the source holder are both labeled with the conventional radioactive symbol. Another source holder label also includes isotope, number of curie, date and serial number as seen below.




Figure No. 2 – Model

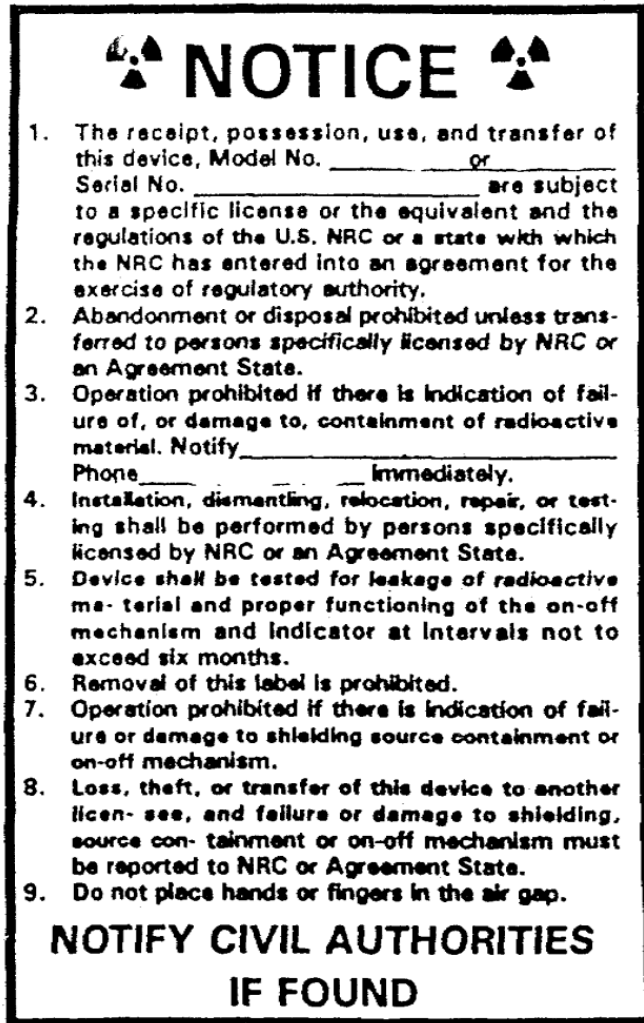


Figure No. 3: Label on Outer Housing

REGISTRY OF RADIOACTIVE SEALED SOURCES AND DEVICES
SAFETY EVALUATION OF DEVICE

AMENDED IN ENTIRETY

NO:

DATE:

PAGE 5 OF 7

DEVICE TYPE: Pipe Wall Thickness Caliper

SUMMARY: Review of the information provided by _____ indicates that the design and construction exceeds the ANSI classification for industrial gauging devices. Because these devices were intended for use in an environment compatible with man, the source and source holder will maintain their integrity during all applicable accident conditions.

REFERENCES: This summary was prepared with the aid of _____ letters dated associated drawings, documents and procedures.

DATE: _____

REVIEWED BY: _____

DATE: _____

REVIEWED BY: _____

ISSUING DEPARTMENT:

REGISTRY OF RADIOACTIVE SEALED SOURCES AND DEVICES
SAFETY EVALUATION OF DEVICE

AMENDED IN ENTIRETY

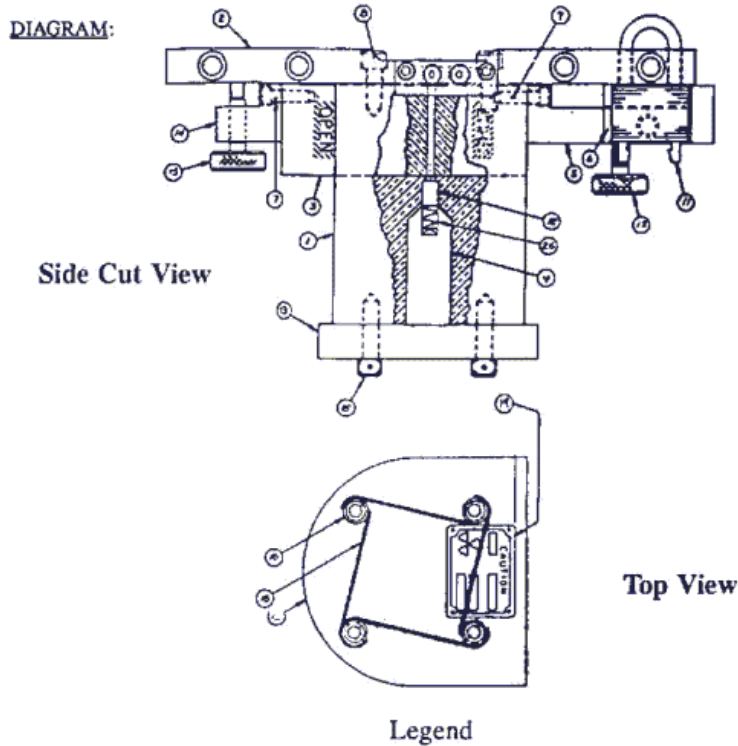
NO:

DATE:

PAGE 6 OF 7

DEVICE TYPE: Pipe Wall Thickness Caliper

DIAGRAM:



- | | | |
|-----------------------|------------------------|----------------------------|
| 1. Main Source Shield | 10. Locking Pin | 19. Source Holder I.D. Tag |
| 2. Base Plate | 11. Lock Assembly | 20. Source holder Decal |
| 3. Shutter Block | 12. Sealed Source | 21. Block |
| 4. Core Insert | 13. Top Plate | 22. Maintenance Block |
| 5. Block | 14. Block | 23. Bolt |
| 6. Yoke | 15. Anchor Screw | 24. Setscrew |
| 7. Bolt | 16. Bolt for Top Plate | 25. Capscrew |
| 8. Bolt | 17. Not Used | 26. Compression Spring |
| 9. Bolt | 18. Lockwire | |

REGISTRY OF RADIOACTIVE SEALED SOURCES AND DEVICES
SAFETY EVALUATION OF DEVICE
AMENDED IN ENTIRETY

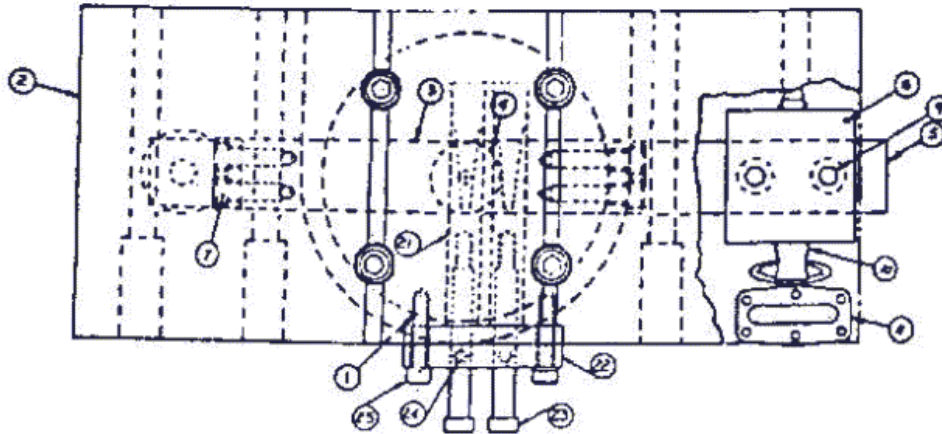
NO:

DATE:

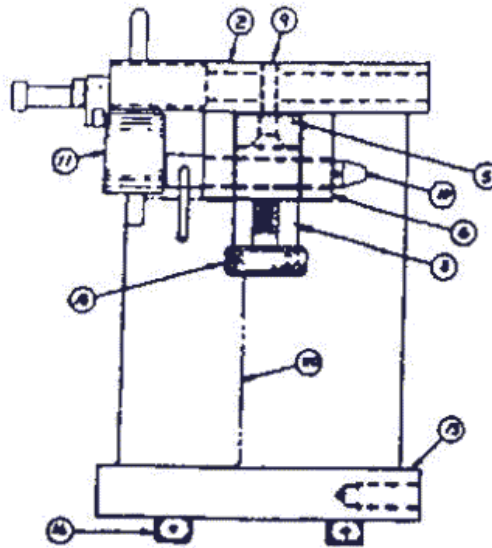
PAGE 7 OF 7

DEVICE TYPE: Pipe Wall Thickness Caliper

DIAGRAM:



Bottom Plate View



Side View, 90° Rotation

Appendix K

RESERVED

Appendix L

Survey Instrument Calibration Program

Appendix L

Survey Instrument Calibration Program Training

Before independently calibrating survey instruments, an individual should complete both classroom and on-the-job training as follows:

- Classroom training may be in the form of lecture, videotape, or self-study and will cover the following subject areas:
 - Principles and practices of radiation protection
 - Radioactivity measurements, monitoring techniques, and the use of instruments
 - Mathematics and calculations basic to using and measuring radioactivity
 - Biological effects of radiation.
- On-the-job training will be considered complete if the individual has:
 - Observed authorized personnel performing survey instrument calibration; and
 - Conducted survey meter calibrations under the supervision, and in the physical presence of an individual already authorized to perform calibrations.

Facilities and Equipment

- To reduce doses received by individuals not calibrating instruments, calibrations will be conducted in an isolated area of the facility or at times when no one else is present
- Individuals conducting calibrations will wear assigned dosimetry
- Individuals conducting calibrations will use a calibrated and operable survey instrument to ensure that unexpected changes in exposure rates are identified and corrected.

Model Procedure for Calibrating Survey Instruments

- A radioactive sealed source(s) will be used for calibrating survey instruments, and this source will:
 - Approximate a point source
 - Have its apparent source activity or the exposure rate at a given distance traceable by documented measurements to a standard certified to be within $\pm 5\%$ accuracy by National Institutes of Standards and Technology (NIST)
 - Contain a radionuclide which emits radiation of identical or similar type and energy as the sealed sources that the instrument will measure
 - Be strong enough to emit a radiation field that is representative of the field being emitted by the gauge. For calibration of instruments intended to measure gamma radiation, the exposure rate should be at least 30 mR/hour (7.7 microcoulomb/kilogram per hour) at 100 cm [e.g., 3.1 gigabecquerels (85 millicuries) of Cs-137 or 780 megabecquerels (21 millicuries) of Co-60].
- Inverse square and radioactive decay laws must be used to correct changes in exposure rate due to changes in distance or source decay.
- record must be made of each survey meter calibration.
- A single point on a survey meter scale may be considered satisfactorily calibrated if the indicated exposure rate differs from the calculated exposure rate by less than $\pm 20\%$.
- There are three kinds of scales frequently used on radiation survey meters. They are calibrated either as described in ANSI N323A-1996, "American National Standard Radiation Protection Instrumentation Test and Calibration - Portable Survey Instruments," or as follows:
 - Meters on which the user selects a linear scale must be calibrated at not fewer than two points on each scale. The points will be at approximately 1/3 and 2/3 of the decade.

- Meters that have a multidecade logarithmic scale must be calibrated at one point (at the least) on each decade and not fewer than two points on one of the decades. Those points will be approximately 1/3 and 2/3 of the decade.
- Meters that have an automatically ranging digital display device for indicating exposure rates must be calibrated at one point (at the least) on each decade and at no fewer than two points on one of the decades. Those points should be at approximately 1/3 and 2/3 of the decade.
- Readings above 200 mR/hour (50 microcoulomb/kilogram per hour) need not be calibrated. However, higher scales should be checked for operation and approximately correct response.
- Survey meter calibration reports will indicate the procedure used and the results of the calibration. The reports will include:
 - The owner or user of the instrument
 - A description of the instrument that includes the manufacturer's name, model number, serial number, and type of detector
 - A description of the calibration source, including the exposure rate at a specified distance on a specified date, and the calibration procedure
 - For each calibration point, the calculated exposure rate, the indicated exposure rate, the deduced correction factor (the calculated exposure rate divided by the indicated exposure rate), and the scale selected on the instrument
 - The exposure reading indicated with the instrument in the "battery check" mode (if available on the instrument)
 - For instruments with external detectors, the angle between the radiation flux field and the detector (i.e., parallel or perpendicular)
 - For instruments with internal detectors, the angle between radiation flux field and a specified surface of the instrument
 - For detectors with removable shielding, an indication whether the shielding was in place or removed during the calibration procedure
 - The exposure rate from a check source, if used
 - The signature of the individual who performed the calibration and the date on which the calibration was performed.
- The following information will be attached to the instrument as a calibration sticker or tag:
 - The source that was used to calibrate the instrument
 - The proper deflection in the battery check mode (unless this is clearly indicated on the instrument)
 - For each scale or decade not calibrated, an indication that the scale or decade was checked only for function but not calibrated
 - The date of calibration and the next calibration due date
 - The apparent exposure rate from the check source, if used.

Appendix M

Dosimetry-related Guidance

Part 1:
Guidance for Demonstrating that
Unmonitored Individuals are Not Likely
to Exceed
10 Percent of the Allowable Limits

&

Part 2:
Guidance for Demonstrating that
Individual Members of the Public Will
Not Receive Doses Exceeding the
Allowable Limits

Appendix M Dosimetry-related Guidance

Part 1: Guidance for Demonstrating that Unmonitored Individuals are Not Likely to Exceed 10 Percent of the Allowable Limits

Dosimetry is required for individuals likely to receive, in 1 year from sources external to the body, a dose in excess of 10% of the applicable regulatory limits in 180 NAC 4-005. To demonstrate that dosimetry is *not* required, a licensee needs to have available, for inspection, an evaluation to demonstrate that its workers are not likely to exceed 10% of the applicable annual limits.

The most common way that individuals *might* exceed 10% of the applicable limits is by performing frequent routine cleaning and lubrication of gauges. Thus, a licensee would need to evaluate the doses its workers might receive in performing these tasks to assess whether dosimetry is required.

Example

One gauge manufacturer has estimated the doses to the extremities and whole body of a person replacing the assay plate on one of its series of gauges. Each gauge in the series is authorized to contain up to 7.4 gigabecquerels (200 millicuries) of Cs-137. The manufacturer based its estimate on observations of individuals performing the recommended procedure according to good radiation safety practices. The manufacturer had the following types of information:

- Time needed to perform the entire procedure (e.g., 15 minutes)
- Expected dose rate received by the whole body of the individual, associated with the shielded source and determined using measured or manufacturer-determined data (e.g., 0.02 mSv/hr [2 mrem/hr] at 46 cm [18.1 in] from the shield)
- Time the hands were exposed to the shielded source (e.g., 6 min)
- Expected dose rate received by the extremities of the individual, associated with the shielded source and determined using measured or manufacturer-determined data on contact with the shield (e.g., 0.15 mSv/hr [15 mrem/hr])

From this information, the manufacturer estimated that the individual performing each routine cleaning and lubrication could receive the following:

- Less than 0.005 mSv (0.5 mrem) TEDE (whole body) and
- 0.015 mSv (1.5 mrem) to the hands.

The applicable TEDE (whole body) limit is 50 mSv (5 rems) per year and 10% of that value is 5 mSv (500 millirems) per year. If one of these procedures delivers 0.005 mSv (0.5 mrem), then an individual could perform 1,000 of these procedures each year and remain within 10% of the applicable limit.

The applicable shallow-dose equivalent (SDE) (extremities) is 500 mSv (50 rems) is 500 mSv (50 rems) per year and 10% of that value is 50 mSv (5 rems or 5000 millirems) per year. If one of these procedures delivers 0.015 mSv (1.5 mrem), then an individual could perform 3,333 of these

procedures each year and remain within 10% of the applicable limit.

Based on the above specific situation, no dosimetry is required if a worker performs fewer than 1,000 routine maintenance procedures per year.

GUIDANCE TO LICENSEES

Licensees who wish to demonstrate that they are not required to provide dosimetry to their workers need to perform prospective evaluations similar to that shown in the example above. The expected dose rates, times, and distances used in the above example may not be appropriate to individual licensee situations. In their evaluations, licensees need to use information appropriate to the type(s) of gauge(s) they intend to use; this information is generally available from the gauge manufacturer or the SSD Registration Certificate maintained by the NRC and Agreement States.

Table M1-1 may be helpful in performing a prospective evaluation.

Licensees should review evaluations periodically and revise them as needed. Licensees need to check assumptions used in their evaluations to ensure that they continue to be up-to-date and accurate. For example, if workers become lax in following good radiation safety practices, perform the task more slowly than estimated, work with new gauges containing sources of different activities or radionuclides, or use modified procedures, the licensee would need to conduct a new evaluation.

Table M1-1, Dosimetry Evaluation

Dosimetry Evaluation for _____ Model _____ Fixed Gauge		_____ minutes/60	_____ hour
A.	Time needed to perform the entire routine cleaning and lubrication procedure on the gauge	_____ minutes/60	_____ hour
B.	Expected whole body dose rate received by the individual, determined using exposure rates measured on contact with the gauge while the sealed source is in the shielded position.	_____ mrem/hr	
C.	Time the <u>hands</u> were exposed to the unshielded source	_____ minutes/60	_____ hour
D.	Expected extremity dose rate which the individual will encounter, determined using measured or manufacturer-provided data for the unshielded source at the typical distance from the hands to the unshielded source.	_____ mrem/hr	
Formula: (_____ #hours in Row A) x (_____ mrem/hr in Row B) = (_____ estimated mrem) x (_____ # of clean and lubrications conducted each year) = _____ mrem *Whole Body Dose Equivalent			
Formula: (_____ #hours in Row C) x (_____ mrem/hr in Row D) = (_____ estimated mrem) x (_____ # of clean and lubrications conducted each year) = _____ mrem **Extremity Dose Equivalent			
*Whole Body Dose Equivalent <i>less than</i> 500 mrem requires no dosimetry			
**Extremity Dose Equivalent <i>less than</i> 5000 mrem requires no dosimetry			

Appendix M, Part 2

Guidance for Demonstrating that Individual Members of the Public will not Receive Doses Exceeding the Allowable Limits

Appendix M, Part 2

Guidance for Demonstrating that Individual Members of the Public will not Receive Doses Exceeding the Allowable Limits

Licensees must ensure that:

- The radiation dose received by individual members of the public does not exceed 1 millisievert (1 mSv) [100 millirems (100 mrem)] in one calendar year resulting from the licensee's possession and/or use of radioactive materials.

Members of the public include persons who live, work, or may be near locations where fixed gauges are used or stored and employees whose assigned duties do not include the use of radioactive materials and who work in the vicinity where gauges are used or stored.

- The radiation dose in unrestricted areas does not exceed 0.02 mSv (2 mrem) in any one hour.

Typical unrestricted areas may include offices, shops, laboratories, areas outside buildings, property, and nonradioactive equipment storage areas. The licensee does not control access to these areas for purposes of controlling exposure to radiation or radioactive materials. However, the licensee may control access to these areas for other reasons such as security.

Licensees must show compliance with both portions of the regulation. Calculations or a combination of calculations and measurements (e.g., using an environmental TLD) are often used to prove compliance.

CALCULATIONAL METHOD

For ease of use by most fixed gauge licensees, the examples in this Appendix use conventional units. The conversions to SI units are as follows: 1 ft = 0.305 m; 1 mrem = 0.01 mSv.

The calculational method takes a tiered approach, going through a three-part process starting with a worst case situation and moving toward more realistic situations. It makes the following simplifications:

- each gauge is a point source;
- typical radiation levels encountered when the source is in the shielded position are taken from either the Sealed Source & Device (SSD) Registration Certificate or the manufacturer's literature; and
- no credit is taken for any shielding found between the gauges and the unrestricted areas.

Part 1 of the calculational method is simple but conservative. It assumes that an affected member of the public is present 24 hours a day and uses only the inverse square law to determine if the distance between the gauge and the affected member of the public is sufficient to show compliance with the public dose limits. Part 2 considers not only distance, but also the time that the affected member of the public is actually in the area under consideration. Part 3 considers distance and the portion of time that both the gauge and the affected member of the public are

present. Using this approach, licensees make only those calculations that are needed to demonstrate compliance. In many cases licensees will need to use the calculational method through Part 1 or Part 2. The results of these calculations typically result in higher radiation levels than would exist at typical facilities, but provide a method for estimating conservative doses which could be received.

Example 1

To better understand the calculational method, we will look at ABC Bottling, Inc., a fixed gauge licensee. Yesterday, while on a walk-through during product changeover, the company's president noted that three new gauges will be very close to a bottling control panel where a quality control supervisor, a worker who does not work with fixed gauges, works. The company's president asked Joe, the Radiation Safety Officer (RSO), to determine if the company is complying with Department's regulations.

Joe measures the distances from each gauge to the bottling control panel and looks up in the manufacturer's literature the radiation levels individuals would encounter for each gauge. Figure M1 is Joe's sketch of the areas in question, and Table M2-1 summarizes the information Joe has on each gauge.

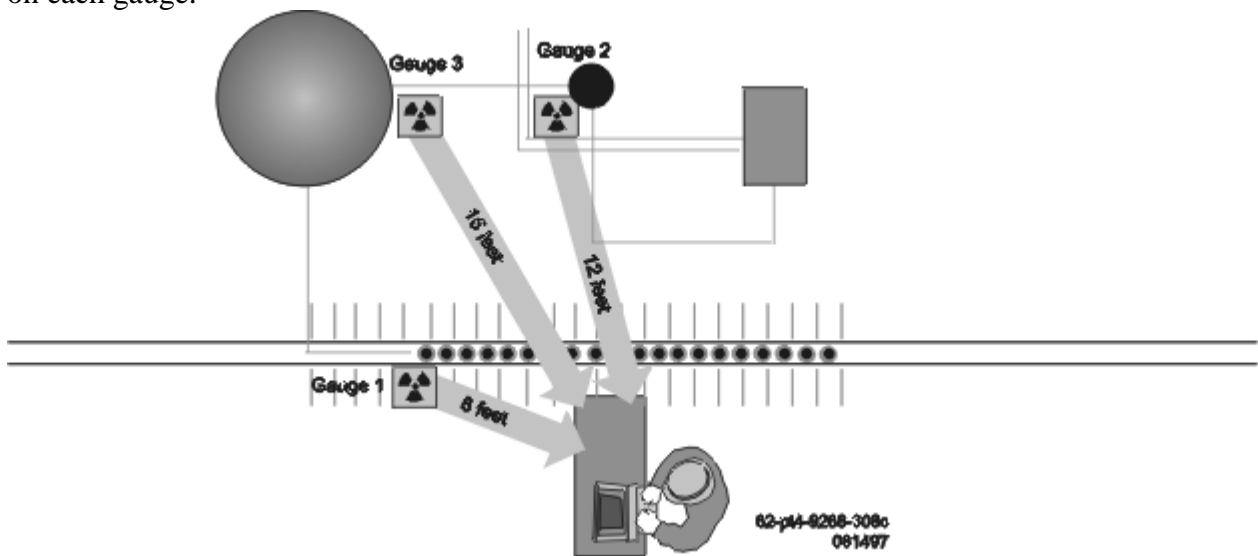


Figure M1: Diagram of Bottling Line and Fixed Gauges. This sketch shows the areas described in Examples 1 and 2.

Table M2-1, Information Known about Each Gauge

DESCRIPTION OF KNOWN INFORMATION	GAUGE 1	GAUGE 2	GAUGE 3
How gauge is located	Gauge on bottling line	Gauge on main feed line	Gauge on tank
Dose rate in mrem/hr encountered at specified distance from the gauge (from manufacturer's literature)	2 mrem/hr at 1 ft	8 mrem/hr at 1 ft	2 mrem/hr at 3 ft
Distance in ft to secretary's chair	8 ft	12 ft	15 ft

Example 1: Part 1

Joe's first thought is that the distance between the gauges and the bottling control panel may be sufficient to show compliance with the regulation in 180 NAC 4-013. So, taking a worst case approach, he assumes: 1) the gauges are constantly present (i.e., 24 hr/d), 2) all three gauges are on (i.e., shutters are open), and 3) a quality control (QC) supervisor, a worker who does not work with the fixed gauges, is constantly sitting at the control panel (i.e., 24 hr/d). Joe proceeds to calculate the dose the QC supervisor might receive hourly and yearly from each gauge as shown in Tables M2-2, M2-3, and M2-4 below.

Table M2-2, Calculational Method, Part 1---Hourly and Annual Dose Received from Gauge 1

		GAUGE 1	
Step No.	Description	Input Data	Results
1	Dose received in an hour at known distance from gauge (e.g., from manufacturer's data), in mrem/hr	2	2
2	Square of the distance (ft) at which the Step 1 rate was measured, in ft ²	(1) ²	1
3	Square of the distance (ft) from the gauge to the bottling control panel in an unrestricted area, in ft ²	(8) ²	64
4	Multiply the results of Step 1 by the results of Step 2 (this is an intermediate result)	2 x 1 = 2	
5	Divide the result of Step 4 by the result of Step 3 to calculate the dose received by the worker at the bottling control panel, HOURLY DOSE RECEIVED FROM GAUGE 1 , in mrem in an hour.	2/64 = 0.031	
6	Multiply the result of Step 5 by 24 hr/d x 365 d/yr = MAXIMUM ANNUAL DOSE RECEIVED FROM GAUGE 1 , in mrem in a year.	0.031 x 24 x 365 = 0.031 x 8760 = 272	

Table M2-3, Calculational Method, Part 1---Hourly and Annual Dose Received from Gauge 2

		GAUGE 2	
Step No.	Description	Input Data	Results
1	Dose received in an hour at known distance from gauge (e.g., from manufacturer's data), in mrem/hr	8	8
2	Square of the distance (ft) at which the Step 1 rate was measured, in ft ²	(1) ²	1
3	Square of the distance (ft) from the gauge to the bottling control panel in an unrestricted area, in ft ²	(12) ²	144
4	Multiply the results of Step 1 by the results of Step 2 (this is an intermediate result)	8 x 1 = 8	
5	Divide the result of Step 4 by the result of Step 3 to calculate dose received in an hour by worker at the bottling control panel, HOURLY DOSE RECEIVED FROM GAUGE 2 , in mrem in an hour	8/144 = .056	
6	Multiply the result of Step 5 by 24 hr/d x 365 d/yr = MAXIMUM ANNUAL DOSE RECEIVED FROM GAUGE 2 , in mrem in a year	0.056 x 24 x 365 = 0.056 x 8760 = 491	

Table M2-4, Calculational Method, Part 1---Hourly and Annual Dose Received from Gauge 3

		GAUGE 3	
Step No.	Description	Input Data	Results
1	Dose received in an hour at known distance from gauge (e.g., from manufacturer's data), in mrem/hr	2	2
2	Square of the distance (ft) at which the Step 1 rate was measured, in ft ²	(3) ²	9
3	Square of the distance (ft) from the gauge to bottling control panel in a unrestricted area, in ft ²	(15) ²	225
4	Multiply the results of Step 1 by the results of Step 2 (this is an intermediate result)	2 x 9 = 18	
5	Divide the result of Step 4 by the result of Step 3 to calculate dose received by a worker at the bottling control panel, HOURLY DOSE RECEIVED FROM GAUGE 3 , in mrem in an hour	18/225 = 0.08	
6	Multiply the result of Step 5 by 24 hr/d x 365 d/yr = MAXIMUM ANNUAL DOSE RECEIVED FROM GAUGE 3 , in mrem in a year	0.08 x 24 x 365 = 0.08 x 8760 = 701	

To determine the total hourly and total annual dose received, Joe adds the pertinent data from the preceding tables.

Table M2-5, Calculational Method, Part 1---Total Hourly and Annual Dose Received from Gauges 1, 2, and 3

Step No.	Description	Gauge 1	Gauge 2	Gauge 3	Sum
7	TOTAL HOURLY DOSE RECEIVED from Step 5 of Tables M2-3, M2-4, and M2-5, in mrem in an hour	0.031	0.056	0.08	0.031 + 0.056 + 0.08 = 0.167
8	TOTAL ANNUAL DOSE RECEIVED from Step 6 of Tables M2-3, M2-4, and M2-5, in mrem in a year	272	491	701	272 + 491 + 701 = 1464

NOTE: The Sum in Step 7 demonstrates compliance with the 2 mrem in any one hour limit. Reevaluate if assumptions change. If the Sum in Step 8 exceeds 100 mrem/yr, proceed to Part 2 of the calculational method.

At this point, Joe is pleased to see that the total dose that an individual could receive in any one hour is only 0.167 mrem, but notes that an individual could receive a dose of 1,464 mrem in a year, much higher than the 100 mrem limit.

Example 1: Part 2

Joe reviews his assumptions and recognizes that the QC supervisor is not at the bottling control panel 24 hr/d. He decides to make a realistic estimate of the number of hours the QC supervisor would be present at the bottling control panel, keeping his other assumptions constant (i.e., the gauges are constantly present (i.e., 24 hr/d), all three gauges remain on (i.e., shutter is open). He then recalculates the annual dose received.

Table M2-6, Calculational Method, Part 2---Annual Dose Received from Gauges 1, 2, and 3

Step No.	Description	Results
9	A. Average number of hours per day that individual spends in area of concern (e.g., worker present at bottling control panel 5 hr/day; the remainder of the day the worker is away from the area performing other duties that are not in the vicinity of gauges)	5
	B. Average number of days per week in area (e.g., worker is part time and works 3 days/week)	3
	C. Average number of weeks per year in area (e.g., worker works all year)	52
10	Multiply the results of Step 9.A. by the results of Step 9.B. by the results of Step 9.C. = AVERAGE NUMBER OF HOURS IN AREA OF CONCERN PER YEAR	$5 \times 3 \times 52 = 780$
11	Multiply the sum in Step 7 by the results of Step 10 = ANNUAL DOSE RECEIVED FROM GAUGES CONSIDERING REALISTIC ESTIMATE OF TIME SPENT IN AREA OF CONCERN , in mrem in a year	$0.167 \times 780 = 130$

NOTE: If Step 11 exceeds 100 mrem in a year, proceed to Part 3 of the calculational method.

Although Joe is pleased to note that the calculated annual dose received is significantly lower, he realizes it still exceeds the 100 mrem in a year limit.

Example 1, Part 3

Again Joe reviews his assumptions and recognizes that Gauge 3 will only be used on the process line during product changeovers and Gauge 2 has different radiation levels depending on whether the gauge is in the on or off position (i.e., shutter is open or closed). As he examines the situation, he realizes he must consider each gauge individually.

Table M2-7, Calculational Method, Part 3---Summary of Information

<p>INFORMATION ON WHEN GAUGES ARE PRESENT IN THE STORAGE AREA:</p> <ul style="list-style-type: none"> • Gauge 1: operates continuously (24 hrs/day) on the bottling line. • Gauge 2: operates (in the "on" position) while the tank is being filled, approximately 1 hour during the time the worker is present. When the pipe is not filling the tank, the gauge is in the "off" position. While in the "off" position, the radiation level around the gauge drops to 2 mrem/hr at 1ft, one-fourth of the radiation level as when the gauge is in the "on" position. • Gauge 3: is only used on the process line during product changeovers, 4 weeks per year. While affixed, it operates continuously (24 hrs/day). <p>INFORMATION FROM EXAMPLE 1, PART 2, ON WHEN THE WORKER IS PRESENT AT THE BOTTLING CONTROL PANEL:</p> <ul style="list-style-type: none"> - 5 hours per day - 3 days per week - 52 weeks per year

Table M2-8, Calculational Method, Part 3---Annual Dose Received from Gauges 1, 2, and 3

Step No.	Description	GAUGE 1	GAUGE 2 "ON"	GAUGE 2 "OFF"	GAUGE 3
12	Average number of hours per day gauge operates when worker is present at the bottling control panel	5	1	5	5
13	Average number of days per week gauge operates when worker is present at the bottling control	3	3	3	3
14	Average number of weeks per year gauge operates when worker is present at the bottling control	52	52	32	4
15	Multiply the results of Step 12 by the results of Step 13 by the results of Step 14 = TOTAL hours each gauge operates when worker is present at the bottling control panel	$5 \times 3 \times 52 =$ 780	$1 \times 3 \times 52 =$ 156	$4 \times 3 \times 52 =$ 624	$5 \times 3 \times 4 =$ 312
16	Multiply the results of Step 15 by the results of Step 7 = ANNUAL DOSE RECEIVED FROM EACH GAUGE, in mrem in a year	$780 \times 0.031 =$ 24	$156 \times 0.056 =$ 8.7	$624 \times (0.056/4) =$ 8.7	$312 \times 0.08 =$ 4.8 in mrem in a year

17	Sum the results of Step 16 for each gauge = TOTAL ANNUAL DOSE RECEIVED CONSIDERING REALISTIC ESTIMATE OF TIME SPENT IN AREA OF CONCERN AND TIME GAUGE IS OPERATES , in	$24 + 8.7 + 8.7 + 4.8 = \mathbf{46.2}$
----	---	--

NOTE: If the result in Step 17 is greater than 100 mrem/yr, the licensee must take corrective actions.

Joe is pleased that the result in Step 17 shows compliance with the 100 mrem/yr limit. Had the result in Step 17 been higher than 100 mrem/yr, then Joe could have done one or more of the following:

- Consider whether the assumptions used to determine occupancy and the time each gauge operates are accurate, revise the assumptions as needed, and recalculate using the new assumptions
- Calculate the effect of any shielding located between the gauges and the bottling control panel -- such calculation is beyond the scope of this Appendix
- Take corrective action (e.g., add shielding, move the bottling control panel) and perform new calculations to demonstrate compliance
- Train the QC supervisor as required by 180 NAC 10-003.

Note that in the example, Joe evaluated the unrestricted area at the bottling control panel. Licensees also need to make similar evaluations for other unrestricted areas and to keep in mind the ALARA principle, taking reasonable steps to keep radiation dose received below regulatory requirements. In addition, licensees need to be alert to changes in situations (e.g., adding a gauge to the process line, changing the QC supervisor's schedule, or changing the estimate of the portion of time spent at the bottling control panel) and to perform additional evaluations, as needed.

RECORD KEEPING: 180 NAC 4-053 requires licensees to maintain records demonstrating compliance with the dose limits for individual members of the public.

Combination Measurement - Calculational Method

This method, which allows the licensee to take credit for shielding between the gauge and the area in question, begins by measuring radiation levels in the areas, as opposed to using manufacturer-supplied rates at a specified distance from each gauge. These measurements must be made with calibrated survey meters sufficiently sensitive to measure background levels of radiation. A maximum dose of 1 mSv (100 mrem) received by an individual over a period of 2080 hours (i.e., a work year of 40 hr/wk for 52 wk/yr) is equal to less than 0.5 microsievert (0.05 mrem) per hour.

This rate is well below the minimum sensitivity of most commonly available G-M survey instruments.

Instruments used to make measurements for calculations must be sufficiently sensitive. An instrument equipped with a scintillation-type detector (e.g., NaI(Tl)) or a micro-R meter used in making very low gamma radiation measurements should be adequate.

Licensees may also choose to use environmental TLDs. TLDs used for personnel monitoring (e.g., LiF) may not have sufficient sensitivity for this purpose. Generally, the minimum reportable dose received is 0.1 mSv (10 mrem). Suppose a TLD monitors dose received and is changed once a month. If the measurements are at the minimum reportable level, the annual dose received could have been about 1.2 mSv (120 mrem), a value in excess of the 1 mSv/yr (100 rem/yr) limit. If licensees use TLDs to evaluate compliance with the public dose limits, they should consult with their TLD supplier and choose more sensitive TLDs, such as those containing CaF₂ that are used for environmental monitoring. This direct measurement method would provide a definitive measurement of actual radiation levels in unrestricted areas without any restrictive assumptions. Records of these measurements can then be evaluated to ensure that rates in unrestricted areas do not exceed the 1 mSv/yr (100 mrem/yr) limit.

Example 2

As in Example 1, Joe is the RSO for ABC Bottling, Inc., a fixed gauge licensee. The company has three gauges located near a bottling control panel which is operated by a worker who does not work with the fixed gauges. See Figure M-1 and Table M2-1 for information. Joe wants to see if the company complies with the public dose limits at the bottling control panel.

Joe placed an environmental TLD badge at the bottling control panel for 30 days. The TLD processor sent Joe a report indicating the TLD received 100 mrem.

Table M2-10, Combination Measurement-Calculational Method

Step No.	Description	Input Data and Results
PART 1		
1	Dose received by <i>TLD</i> , in mrem	100
2	Total hours <i>TLD</i> exposed	24 hr/d x 30 d/mo = 720
3	Divide the results of Step 1 by the results of Step 2 to determine HOURLY DOSE RECEIVED , in mrem in an hour	0.14
4	Multiply the results of Step 3 by 365 d/yr x 24 hr/d = 8760 hours in one year = MAXIMUM ANNUAL DOSE RECEIVED FROM GAUGES , in mrem in a year	365 x 24 x 0.14 = 8760 x 0.14 = 1226

NOTE: For the conditions described above, Step 3 indicates that the dose received in any one hour is less than the 2 mrem in any one hour limit. However, if there are any changes, then the licensee would need to reevaluate the potential doses which could be received in any one hour. Step 4 indicates that the annual dose received would be much greater than the 100 mrem in a year allowed by the regulations.

PART 2

At this point Joe can adjust for a realistic estimate of the time the worker spends at the bottling control panel as he did in Part 2 of Example 1.

PART 3

If the results of Joe's evaluation in Part 2 show that the annual dose received in a year exceeds 100 mrem, then he can make adjustments for realistic estimates of the time spent in the area of concern as in Part 3 of Example 1. (Recall that the TLD measurement was made while all the gauges were operating; i.e., 24 hr/d for the 30 days that the TLD was in place.)

Appendix N

Typical Incident Notifications Required for Fixed Gauge Licenses

Appendix N

Typical Incident Notifications Required for Fixed Gauge Licenses

Event	Telephone Notification	Written Report	Regulatory Requirement
Theft or loss of material in an aggregate quantity equal or greater than 1,000 times the quantity specified in Appendix 180 NAC 4-C	immediate	30 days	180 NAC 4-057.01, item 1
Theft or loss of material in an aggregate quantity equal or greater than 10 times the quantity specified in Appendix 180 NAC 4-C that is still missing	none	30 days	180 NAC 4-057.01, item 2
Whole body dose greater than 0.25 Sv (25 rems)	immediate	30 days	180 NAC 4-058.01, item 1, a.
Extremity dose greater than 2.5 Sv (250 rems)	immediate	30 days	180 NAC 4-058.01, item 1, c
Whole body dose greater than 0.05 Sv (5 rems) in 24 hours	24 hours	30 days	180 NAC 4-058.02, item 1, a
Extremity dose greater than 0.5 Sv (50 rems) in 24 hours	24 hours	30 days	180 NAC 4-058.02, item 1, c
Whole body dose greater than 0.05 Sv (5 rems)	none	30 days	180 NAC 4-059.01, item 2, a
Dose to individual member of public greater than 1 mSv (100 mrems)	none	30 days	180 NAC 4-059.01, item 2, d
Defect in equipment that could create a substantial safety hazard	2 days	30 days	
Filing petition for bankruptcy under 11 U.S.C.	none	immediately after filing petition	180 NAC 3-017.05
Expiration of license	none	60 days	180 NAC 3-019.04
Decision to permanently cease licensed activities at <i>entire site</i>	none	60 days	180 NAC 3-019.04
Decision to permanently cease licensed activities in any separate building or outdoor area that is unsuitable for release for unrestricted use	none	60 days	180 NAC 3-019.04
No principal activities conducted for 24 months at the <i>entire site</i>	none	60 days	180 NAC 3-019.04
No principal activities conducted for 24 months in any separate building or outdoor area that is unsuitable for release for unrestricted use	none	60 days	180 NAC 3-019.04
Event that prevents immediate protective actions necessary to avoid exposure to radioactive materials that could exceed regulatory limits	immediate	30 days	180 NAC 3-026.01
Equipment is disabled or fails to function as designed when required to prevent radiation exposure in excess of regulatory limits	24 hours	30 days	180 NAC 3-026.02, item 2
Unplanned fire or explosion that affects the integrity of any licensed material or device, container, or equipment with licensed material	24 hours	30 days	180 NAC 3-026.02, item 4

Note: Telephone notifications shall be made to:
Nebraska Health and Human Services
Radioactive Materials Program (402)471-2168 (Monday through Friday 8AM to 5PM)
Off Hours: State Patrol (402) 471-4545 (Ask to speak to the NEMA Duty Officer as you have an incident to report involving radioactive materials.)

Appendix O

Requests to Perform Leak Testing And Sample Analysis

Appendix O

Model Leak Test Program and Sample Analysis

Training

Before allowing an individual to perform leak testing, the RSO will ensure that he or she has sufficient classroom and on-the-job training to show competency in performing leak tests independently.

Classroom training may be in the form of lecture, videotape, or self-study and will cover the following subject areas:

- Principles and practices of radiation protection
- Radioactivity measurements, monitoring techniques, and the use of instruments
- Mathematics and calculations basic to the use and measurement of radioactivity
- Biological effects of radiation.

Appropriate on-the-job-training consists of:

- Observing authorized personnel collecting and analyzing leak test samples
- Collecting and analyzing leak test samples under the supervision and in the physical presence of an individual authorized to perform leak tests.

Facilities and Equipment

- To ensure achieving the required sensitivity of measurements, leak tests will be analyzed in a low-background area.
- Individuals conducting leak tests will use a calibrated and operable survey instrument to check leak test samples for gross contamination before they are analyzed.
- A NaI(Tl) well counter system with a single or multichannel analyzer will be used to count samples from gauges containing gamma-emitters (e.g., Cs-137, Co-60).
- A liquid scintillation or gas-flow proportional counting system will be used to count samples from gauges containing beta-emitters (e.g., Sr-90) or alpha emitters (e.g., Am-241).

Frequency for Conducting Leak Tests of Sealed Sources

- Leak tests will be conducted at the frequency specified in the respective SSD Registration Certificate.

Procedure for Performing Leak Testing and Analysis

- For each source to be tested, list identifying information such as gauge serial number, radionuclide, activity.
- If available, use a survey meter to monitor exposure.
- Prepare a separate wipe sample (e.g., cotton swab or filter paper) for each source.
- Number each wipe to correlate with identifying information for each source.

- Wipe the most accessible area where contamination would accumulate if the sealed source were leaking.
- Select an instrument that is sensitive enough to detect 185 Bq (0.005 microcurie) of the radionuclide contained in the gauge.
- Using the selected instrument count and record background count rate.
- Check the instrument's counting efficiency using standard source of the same radionuclide as the source being tested or one with similar energy characteristics. Accuracy of standards should be within $\pm 5\%$ of the stated value and traceable to a primary radiation standard such as those maintained by the National Institutes of Standards and Technology (NIST).
- Calculate efficiency.

For example:

$$\frac{[(\text{cpm from std}) - (\text{cpm from bkg})]}{\text{activity of std in Bq}} = \text{efficiency in cpm/Bq}$$

Where:

cpm = counts per minute
 std = standard
 bkg = background
 Bq = Becquerel

- Count each wipe sample; determine net count rate.
- For each sample, calculate and record estimated activity in Bq (or microcuries).

For example:

$$\frac{[(\text{cpm from wipe sample}) - (\text{cpm from bkg})]}{\text{efficiency in cpm/Bq}} = \text{Bq on wipe sample}$$

- Sign and date the list of sources, data and calculations. Retain records for 3 years.
- If the wipe test activity is 185 Bq (0.005 microcurie) or greater, notify the RSO, so that the source can be withdrawn from use and disposed of properly. Also notify the Department

Appendix P

Information Needed to Support applicant's Request to Perform Non- Routine Operations

Appendix P

Information Needed to Support Applicant's Request to Perform Non-Routine Operations

Applicants should review the section in this document on "Maintenance," which discusses, in general, licensee responsibilities before any maintenance or repair is performed.

Non-routine operations include installation of the gauge, initial radiation survey, repair or maintenance involving or potentially affecting components, including electronics, related to the radiological safety of the gauge (e.g., the source, source holder, source drive mechanism, shutter, shutter control, or shielding), gauge relocation, replacement, and disposal of sealed sources, alignment, removal of a gauge from service, and any other activities during which personnel could receive radiation doses exceeding Department limits. See Figure 5.

Any non-manufacturer/non-distributor supplied replacement components or parts, or the use of materials (e.g., lubricants) other than those specified or recommended by the manufacturer or distributor need to be evaluated to ensure that they do not degrade the engineering safety analysis performed and accepted as part of the device registration. Licensees also need to ensure that, after maintenance or repair is completed, the gauge is tested and functions as designed, before the unit is returned to routine use.

If non-routine operations are not performed properly with attention to good radiation safety principles, the gauge may not operate as designed and personnel performing these tasks could receive radiation doses exceeding Department limits. Radionuclides and activities in fixed gauges vary widely. For illustrative purposes in less than one minute, an unshielded cesium-137 source with an activity of 100 millicuries can deliver 0.05 Sv (5 rems) to a worker's hands or fingers (i.e., extremities), assuming the extremities are 1 centimeter from the source. However, gauges can contain sources of even higher activities with correspondingly higher dose rates. The threshold for extremity monitoring is 0.05 Sv (5 rems) per year.

Thus, applicants wishing to perform non-routine operations must use personnel with special training and follow appropriate procedures consistent with the manufacturer's or distributors instructions and recommendations that address radiation safety concerns (e.g., use of radiation survey meter, shielded container for the source, and personnel dosimetry (if required)). Accordingly, provide the following information:

Describe the types of work, maintenance, cleaning, repair that involve:

- Installation, relocation, or alignment of the gauge
- Components, including electronics, related to the radiological safety of the gauge (e.g., the source, source holder, source drive mechanism, shutter, shutter control, or shielding)
- Replacement and disposal of sealed sources
- Removal of a gauge from service

- A potential for any portion of the body to come into contact with the primary radiation beam; or
- Any other activity during which personnel could receive radiation doses exceeding Department limits.

The principal reason for obtaining this information is to assist in the evaluation of the qualifications of individuals who will conduct the work and the radiation safety procedures they will follow.

A licensee may initially mount a gauge, without specific Department, NRC or Agreement State authorization, if the gauge's SSD Certificate explicitly permits mounting of gauges by users and under the following conditions:

- The gauge must be mounted according to written instructions provided by the manufacturer or distributor;
- The gauge must be mounted in a location compatible with the "Conditions of Normal Use" and "Limitations and/or Other Considerations of Use" in the certificate of registration issued by Department, NRC or an Agreement State;
- The on-off mechanism (shutter) must be locked in the off position, if applicable, or the source must be otherwise fully shielded;
- The gauge must be received in good condition (package was not damaged); and
- The gauge must not require any modification to fit in the proposed location.

Mounting does not include electrical connection, activation, or operation of the gauge. The source must remain fully shielded and the gauge may not be used until it is installed and made operational by a person specifically licensed by the Department, NRC or an Agreement State to perform such operations.

- Identify who will perform non-routine operations and their training and experience. Acceptable training would include manufacturer's or distributors courses for non-routine operations or equivalent.
- Submit procedures for non-routine operations. These procedures should ensure the following:
 - doses to personnel and members of the public are within regulatory limits and ALARA (e.g., use of shielded containers or shielding);
 - the source is secured against unauthorized removal or access or under constant surveillance;
 - appropriate labels and signs are used;
 - manufacturer's or distributors instructions and recommendations are followed;
 - any non-manufacturer/non-distributor supplied replacement components or parts, or the use of materials (e.g., lubricants) other than those specified or recommended by the manufacturer or distributor are evaluated to ensure that they do not degrade the engineering safety analysis performed and accepted as part of the device registration; and
 - before being returned to routine use, the gauge is tested to verify that it functions as designed and source integrity is not compromised.

- Confirm that individuals performing non-routine operations on gauges will wear both whole body and extremity monitoring devices or perform a prospective evaluation demonstrating that unmonitored individuals performing non-routine operations are not likely to receive, in one year, a radiation dose in excess of 10% of the allowable limits.
- Verify possession of at least one survey instrument that meets the criteria in "Radiation Detection Instruments" in Regulatory Guide 3.13, 'Radioactive Material Guidance for Fixed Gauge Licenses'
- Describe steps to be taken to ensure that radiation levels in areas where non-routine operations will take place do not exceed 180 NAC 4-013 limits. For example, applicants can do the following:
 - commit to performing surveys with a survey instrument (as described above);
 - specify where and when surveys will be conducted during non-routine operations; and
 - commit to maintaining, for 3 years from the date of the survey, records of the survey (e.g., who performed the survey, date of the survey, instrument used, measured radiation levels correlated to location of those measurements), as required by 180 NAC 4-048.

Appendix Q

Major DOT Regulations; Sample Shipping Documents, Placecards, Labels and Bill of Lading

Appendix Q1

Major DOT Regulations and Example of Bill of Lading

The major areas in the DOT regulations that are most relevant for transportation of typical fixed gauges that are shipped as Type A quantities are as follows:

- Table of Hazardous Materials and Special Provisions 49 CFR 172.101, and App. A, Table 2: Hazardous materials table, list of hazardous substances and reportable quantities
- Package Markings 49 CFR 172.300, 49 CFR 172.301, 49 CFR 172.303, 49 CFR 172.304, 49 CFR 172.310, 49 CFR 172.324: General marking requirements for non-bulk packaging, prohibited marking, marking requirements, radioactive material, hazardous substances in non-bulk packaging
- Package Labeling 49 CFR 172.400, 49 CFR 172.401, 49 CFR 172.403, 49 CFR 172.406, 49 CFR 172.407, 49 CFR 172.436, 49 CFR 172.438, 49 CFR 172.440: General labeling requirements, prohibited labeling, radioactive materials, placement of labels, specifications for radioactive labels
- Placarding of Vehicles 49 CFR 172.500, 49 CFR 172.502, 49 CFR 172.504, 49 CFR 172.506, 49 CFR 172.516, 49 CFR 172.519, 49 CFR 172.556: Applicability, prohibited and permissive placarding, general placarding requirements, providing and affixing placards: highway, visibility and display of placards, RADIOACTIVE placard
- Emergency Response Information, Subpart G, 49 CFR 172.600, 49 CFR 172.602, 49 CFR 172.604: Applicability and general requirements, emergency response information, emergency response telephone number
- Training, Subpart H, 49 CFR 172.702, 49 CFR 172.704: Applicability and responsibility for training and testing, training requirements
- Radiation Protection Program for Shippers and Carriers, Subpart I, 49 CFR 172.800, etc.
- Shippers - General Requirements for Shipments and Packaging, Subpart I, 49 CFR 173.403, 49 CFR 173.410, 49 CFR 173.412, 49 CFR 173.415, 49 CFR 173.433, 49 CFR 173.435, 49 CFR 173.441, 49 CFR 173.475, 49 CFR 173.476: Definitions, general design requirements, additional design requirements for Type A packages, authorized Type A packages, requirement for determining A₁ and A₂, table of A₁ and A₂ values for radionuclides, radiation level limit, quality control requirements prior to each shipment, approval of special form radioactive materials
- Carriage by Public Highway 49 CFR 177.816, 49 CFR 177.817, 49 CFR 177.834(a), 49 CFR 177.842: Driver training, shipping paper, general requirements (secured against movement), Class 7 (radioactive) material


Note: Type B shipping packages transport quantities of radionuclides greater than Type A allowable quantities. Requirements for Type B packages are in 10 CFR Part 71.

Appendix Q2

Hazard Communications for Class 7 (Radioactive) Materials

Marking Packages (49 CFR 172.300-338)

NOTE: IAEA, ICAO, and IMO may require additional hazard communication information for international shipments
This table must not be used as a substitute for the DOT and NRC regulations on the transportation of radioactive materials

Markings Always Required Unless Excepted	Additional Markings Sometimes Required	Optional Markings
<p><u>Non-Bulk Packages</u></p> <p>Proper shipping name</p> <ul style="list-style-type: none"> • U.N. identification number • Name and address of consignor or consignee, <i>unless</i>: <ul style="list-style-type: none"> - highway only and no motor carrier transfers, <u>or</u> - part of carload or truckload lot or freight container load, and entire contents of railcar, truck, or freight container are shipped from one consignor to one consignee [see §172.301(d)] <p><u>Bulk Packages</u> (i.e., net capacity greater than 119 gallons as a receptacle for liquid, or 119 gallons and 882 pounds as a receptacle for solid, or water capacity greater than 1000 lbs, with no consideration of intermediate forms of containment)</p> <p>U.N. identification number, on orange, rectangular panel (see §172.332) – some exceptions exist</p>	<p><u>Materials-Based Requirements:</u></p> <ul style="list-style-type: none"> • If in excess of 110 lbs (50 kg), Gross Weight • If non-bulk <u>liquid</u> package, underlined double arrows indicating upright orientation (two opposite sides) <div style="text-align: center;">  </div> <p>[ISO Std 780-1985 marking]</p> <ul style="list-style-type: none"> • If a Hazardous substance in non-bulk package, the letters "RQ" in association with the proper shipping name <p><u>Package-Based Requirements:</u></p> <ul style="list-style-type: none"> • The package type if Type A or Type B (½" or greater letters) • The specification-required markings [e.g., for Spec. 7A packages: "DOT 7A Type A" and "Radioactive Material" (see §178.350-353)] • For approved packages, the certificate ID number(e.g., USA/9166/B(U), USA/9150/B(U)-85, ...) • If Type B, the trefoil (radiation) symbol per Part 172 App. B [<i>size</i>: outer radius ≥ 20 mm (0.8 in)] • For NRC certified packages, the model number, gross weight, and package ID number (10 CFR 71.85) <p><u>Administrative-Based Requirements:</u></p> <ul style="list-style-type: none"> • If a DOT exemption is being used, "DOT-E" followed by the exemption number • If an export shipment, "USA" in conjunction with the specification markings or certificate markings 	<ul style="list-style-type: none"> • "IP-1," "IP-2," or "IP-3" on industrial packaging is recommended • Both the name and address of consignor and consignee are recommended • Other markings (e.g., advertising) are permitted, but must be sufficiently away from required markings and labeling

Some Special Considerations/Exceptions for Marking Requirements

- Marking is required to be: (1) durable, (2) printed on a package, label, tag, or sign, (3) unobscured by labels or attachments, (4) isolated from other marks, and (5) be representative of the hazmat contents of the package
- Limited Quantity (§173.421) packages and Articles Containing Natural Uranium and Thorium (§173.426) must bear the marking "radioactive" on the outside of the inner package or the outer package itself, and are excepted from other marking. The excepted packages shipped under UN 2910 must also have the accompanying statement that is required by §173.422.
- Empty (§173.428) and Radioactive Instrument and Article (§173.424) packages are excepted from marking
- Shipment of LSA or SCO required by §173.427 to be consigned as exclusive use are excepted from marking except that the exterior of each nonbulk package must be marked "**Radioactive-LSA**" or "**Radioactive-SCO**," as appropriate. Examples of this category are domestic, strong-tight containers with less than an A₂ quantity, and domestic NRC certified LSA/SCO packages using 10 CFR 71.52.
- For bulk packages, marking may be required on more than one side of the package (see 49 CFR 172.302(a))

Hazard Communications for Class 7 (Radioactive) Materials DOT Shipping Papers (49 CFR 172.200-205)

NOTE: IAEA, ICAO, and IMO may require additional hazard communication information for international shipments
This table must not be used as a substitute for the DOT and NRC regulations on the transportation of radioactive materials

Entries Always Required Unless Exceeded	Additional Entries Sometimes Required	Optional Entries
<ul style="list-style-type: none"> The basic description, In sequence: <p>Proper Shipping Name, Hazard Class (7), U.N. Identification Number</p> <ul style="list-style-type: none"> 24 hour emergency response telephone number Name of shipper Proper page numbering (Page 1 of 4) Except for empty and bulk packages, the total quantity (mass, or volume for liquid), in appropriate units (lbs, mL....) If not special form, chemical and physical form The name of each radionuclide (95% rule) and total package activity. The activity must be in SI units (e.g., Bq, TBq), or both SI units and customary units (e.g., Ci, mCi). However, for <u>domestic shipments</u>, the activity <i>may</i> be expressed in terms of customary units only, until 4/1/97. For each labeled package: <ul style="list-style-type: none"> The category of label used; The transport index of each package with a Yellow-II or Yellow-III label Shipper's certification (not required of private carriers) 	<p><u>Materials-Based Requirements:</u></p> <ul style="list-style-type: none"> If hazardous substance, "RQ" as part of the basic description The LSA or SCO group (e.g., LSA-II) "Highway Route Controlled Quantity" as part of the basic description, if HRCQ Fissile material information (e.g., "Fissile Exempt," controlled shipment statement [see §172.203(d)(7)]) If the material is considered hazardous waste and the word waste does not appear in the shipping name, then "waste" must precede the shipping name (e.g., Waste Radioactive Material, nos, UN2982) "Radioactive Material" if not in proper shipping name <p><u>Package-Based Requirements:</u></p> <ul style="list-style-type: none"> Package identification for DOT Type B or NRC certified packages IAEA CoC ID number for export shipments or shipments using foreign-made packaging (see §173.473) <p><u>Administrative-Based Requirements:</u></p> <ul style="list-style-type: none"> "Exclusive Use-Shipment" Instructions for maintenance of exclusive use-shipment controls for LSA/SCO strong-tight or NRC certified LSA (§ 173.427) If a DOT exemption is being used, "DOT-E" followed by the exemption number 	<ul style="list-style-type: none"> The type of packaging (e.g., Type A, Type B, IP-1,) The Technical/chemical name may be included (if listed in §172.203(k), in parentheses between the proper shipping name and hazard class; otherwise inserted in parenthesis after the basic description) Other information is permitted (e.g., functional description of the product), provided it does not confuse or detract from the proper shipping name or other required information For fissile radionuclides, except Pu-238, Pu-239, and Pu-241, the weight in grams or kilograms may be used <i>in place of</i> activity units. For Pu-238, Pu-239, and Pu-241, the weight in grams or kilograms may optionally be entered <i>in addition to</i> activity units [see § 172.203(d)(4)] Emergency response hazards and guidance information (§§ 172.600-604) may be entered on the shipping papers, or may be carried with the shipping papers [§ 172.602(b)]

Some Special Considerations/Exceptions for Shipping Paper Requirements

- Shipments of Radioactive Material, excepted packages, under UN2910 (e.g., Limited Quantity, Empty packages, and Radioactive Instrument and Article), are excepted from shipping papers. For limited quantities (§173.421), this is only true if the limited quantity is not a hazardous substance (RQ) or hazardous waste (40 CFR 262)
- Shipping papers must be in the pocket on the left door, or readily visible to person entering driver's compartment and within arm's reach of the driver
- For shipments of multiple cargo types, any HAZMAT entries must appear as the first entries on the shipping papers, be designated by an "X" (or "RQ") in the hazardous material column, or be highlighted in a contrasting color

NRC Contacts: John Cook, (301) 415-8521 Earl Easton, (301) 415-8520




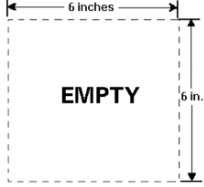
Hazard Communications for Class 7 (Radioactive) Materials Labeling Packages (49 CFR 172.400-450)

NOTE: IAEA, ICAO, and IMO may require additional hazard communication information for international shipments
This table must not be used as a substitute for the DOT and NRC regulations on the transportation of radioactive materials

Placement of Radioactive Labels

- Labeling is required to be: (1) placed near the required marking of the proper shipping name, (2) printed or affixed to the package surface (not the bottom), (3) in contrast with its background, (4) unobscured by markings or attachments, (5) within color, design, and size tolerance, and (6) representative of the HAZMAT contents of the package
- For labeling of radioactive materials packages, two labels are required on opposite sides excluding the bottom

Determination of Required Label

<p>Size: Sides: ≥ 100 mm (3.9 in.) Border: 5-6.3 mm (0.2-0.25 in.)</p>	 49 CFR 172.436	 49 CFR 172.438	 49 CFR 172.440	 49 CFR 172.450
Label	WHITE-I	YELLOW-II	YELLOW-III	EMPTY LABEL
Required when:	Surface radiation level < 0.005 mSv/hr (0.5 mrem/hr)	0.005 mSv/hr (0.5 mrem/hr) < surface radiation level ≤ 0.5 mSv/hr (50 mrem/hr)	0.5 mSv/hr (50 mrem/hr) < surface radiation level ≤ 2 mSv/hr (200 mrem/h) [Note: 10 mSv/hr (1000 mrem/hr) for exclusive-use closed vehicle (§173.441(b))]	The EMPTY label is required for shipments of empty Class 7 (radioactive) packages made pursuant to §173.428. It must cover any previous labels, or they must be removed or obliterated.
Or:	TI = 0 [1 meter dose rate < 0.0005 mSv/hr (0.05 mrem/hr)]	TI ≤ 1 [1 meter dose rate < 0.01 mSv/hr (1 mrem/hr)]	TI ≤ 10 [1 meter dose rate < 0.1 mSv/hr (10 mrem/hr)] [Note: There is no package TI limit for exclusive-use]	
Notes:	<ul style="list-style-type: none"> Any package containing a Highway Route Controlled Quantity (HRCQ) must bear YELLOW-III label Although radiation level transport indices (TIs) are shown above, for fissile material, the TI is typically determined on the basis of criticality control 			

Content on Radioactive Labels

- RADIOACTIVE Label must contain (entered using a durable, weather-resistant means):
 - The radionuclides in the package (with consideration of available space). Symbols (e.g., Co-60) are acceptable
 - The activity in SI units (e.g., Bq, TBq), or both SI units with customary units (e.g., Ci, mCi) in parenthesis. However, for domestic shipments, the activity may be expressed in terms of customary units only, until 4/1/97.
 - The Transport Index (TI) in the supplied box. The TI is entered *only* on YELLOW-II and YELLOW-III labels

Some Special Considerations/Exceptions for Labeling Requirements

- For materials meeting the definition of another hazard class, labels for each secondary hazard class need to be affixed to the package. The subsidiary label may not be required on opposite sides, and must not display the hazard class number
- Radioactive Material, excepted packages, under UN2910 (e.g., Limited Quantity, Empty packages, and Radioactive Instrument and Article), are excepted from labeling. However, if the excepted quantity meets the definition for another hazard class, it is re-classified for that hazard. Hazard communication requirements for the other class are required
- Labeling exceptions exist for shipment of LSA or SCO required by § 173.427 to be consigned as exclusive use
- The "Cargo Aircraft Only" label is typically required for radioactive materials packages shipped by air [§ 172.402(c)]

Hazard Communications for Class 7 (Radioactive) Materials Placarding Vehicles (49 CFR 172.500-560)

NOTE: IAEA, ICAO, and IMO may require additional hazard communication information for international shipments
This table must not be used as a substitute for the DOT and NRC regulations on the transportation of radioactive materials




Visibility and Display of Radioactive Placard

- Placards are required to be displayed:
- on four sides of the vehicle
- visible from the direction they face, (for the front side of trucks, tractor-front, trailer, or both are authorized)
- clear of appurtenances and devices (e.g., ladders, pipes, tarpaulins)
- at least 3 inches from any markings (such as advertisements) which may reduce placard's effectiveness
- upright and on-point such that the words read horizontally
- in contrast with the background, or have a lined-border which contrasts with the background
- such that dirt or water from the transport vehicle's wheels will not strike them
- securely attached or affixed to the vehicle, or in a holder.
- Placard must be maintained by carrier to keep color, legibility, and visibility.

Conditions Requiring Placarding

- Placards are required for any vehicle containing package with a RADIOACTIVE Yellow-III label
- Placards are required for shipment of LSA or SCO required by §173.427 to be consigned as exclusive use. Examples of this category are domestic, strong-tight containers with less than an A₂ quantity, and domestic NRC certified LSA/SCO packages using 10 CFR 71.52. Also, for bulk packages of these materials, the orange panel *marking* with the UN Identification number is not required.
- Placards are required any vehicle containing package with a Highway Route Controlled Quantity (**HRCQ**). In this case, the placard must be placed in a square background as shown below (see §173.507(a))

Radioactive Placard

Size Specs: <i>Sides:</i> ≥ 273 mm (10.8 in.) <i>Solid line Inner border:</i> About 12.7 mm (0.5 in.) from edges <i>Lettering:</i> ≥ 41 mm (1.6 in.) <i>Square for HRCQ:</i> 387mm (15.25 in.) outside length by 25.4 mm (1 in.) thick			
	49 CFR 172.556 RADIOACTIVE PLACARD (Domestic) Base of yellow solid area: 29 ± 5 mm (1.1 ± 0.2 in.) above horizontal centerline	IAEA SS 6 (1985) paras. 443-444 RADIOACTIVE PLACARD (International)	See 49 CFR 172.527 AND 556 RADIOACTIVE PLACARD FOR HIGHWAY ROUTE CONTROLLED QUANTITY (either domestic or international placard could be in middle)

Some Special Considerations/Exceptions for Placarding Requirements

- Domestically, substitution of the UN ID number for the word "RADIOACTIVE" on the placard is prohibited for Class 7 materials. However, some import shipments may have this substitution in accordance with international regulations.
- Bulk packages require the orange, rectangular panel marking containing the UN ID number, which must be placed adjacent to the placard (see §172.332) [NOTE: except for LSA/ SCO exclusive use under §173.427, as above]
- If placarding for more than one hazard class, subsidiary placards must not display the hazard class number. Uranium Hexafluoride (UF₆) shipments ≥ 454 kg (1001 lbs) require both RADIOACTIVE and CORROSIVE (Class 8) placarding
- For shipments of radiography cameras in convenience overpacks, if the overpack does not require a RADIOACTIVE - YELLOW III label, vehicle placarding is not required (regardless of the label which must be placed on the camera)

Minimum Required Packaging For Class 7 (Radioactive) Materials				
This table must not be used as a substitute for the DOT and NRC regulations on the transportation of radioactive materials				
Quantity: < 70 Bq/g (< 0.002 Ci/g)	Limited Quantity	A ₁ /A ₂ value (§173.421)	1 rem/hr at 3 m, unshielded (§173.435) (§173.427)	
Non-LSA/SCO:	Excepted	Type A	Type B³	
Domestic or International LSA/SCO: LSA-I solid, (liquid) ¹ SCO-I	Excepted	IP-I	Type B³	
LSA-I Liquid LSA-II Solid, (liquid or gas) ¹ (LSA-III) ¹ SCO-II		IP-II	Type B³	
LSA-II Liquid or Gas LSA-III		IP-III	Type B³	
Domestic (only) LSA/SCO: LSA-I, II, III; SCO-I, II	Excepted	Strong-tight²	DOT Spec. 7A Type A	Type B³ NRC Type A LSA^{3,4}

- For entries in parentheses, exclusive use is required for shipment in an IP (e.g., shipment of LSA-I liquid in an IP-I packaging would require exclusive use consignment)
- Exclusive use required for strong-tight container shipments made pursuant to §173.427(b)(2)
- Subject to conditions in Certificate, if NRC package
- Exclusive use required, see §173.427(b)(4). Use of these packages expires on 4/1/99 (10 CFR 71.52)

Package and Vehicle Radiation Level Limits (49 CFR 173.441)^A				
This table must not be used as a substitute for the DOT and NRC regulations on the transportation of radioactive materials				
Transport Vehicle Use:	Non-Exclusive	Exclusive		
Transport Vehicle Type:	Open or Closed	Open (flat-bed)	Open w/Enclosure ^B	Closed
Package (or freight container) Limits:				
External Surface	2 mSv/hr (200 mrem/hr)	2 mSv/hr (200 mrem/hr)	10 mSv/hr (1000 mrem/hr)	10 mSv/hr (1000 mrem/hr)
Transport Index (TI) ^C	10	no limit		
Roadway or Railway Vehicle (or freight container) Limits:				
Any point on the outer surface	N/A	N/A	N/A	2 mSv/hr (200 mrem/hr)
Vertical planes projected from outer edges		2 mSv/hr (200 mrem/hr)	2 mSv/hr (200 mrem/hr)	N/A
Top of . . .		load: (200 mrem/hr)	enclosure: 2 mSv/hr (200 mrem/hr)	vehicle: 2 mSv/hr (200 mrem/hr)
2 meters from. . .		vertical planes: 0.1 mSv/hr (10 mrem/hr)	vertical planes: 0.1 mSv/hr (10 mrem/hr)	outer lateral surfaces: 0.1 mSv/hr (10 mrem/hr)
Underside		2 mSv/hr (200 mrem/hr)		
Occupied position	N/A ^D	0.02 mSv/hr (2 mrem/hr) ^E		
Sum of package TI's	50	no limit ^F		

- The limits in this table do not apply to excepted packages - see 49 CFR 173.421-426
- Securely attached (to vehicle), access-limiting enclosure; package personnel barriers are considered as enclosures
- For nonfissile radioactive materials packages, the dimensionless number equivalent to maximum radiation level at 1 m (3.3 feet) from the exterior package surface, in millirem/hour
- No dose limit is specified, but separation distances apply to Radioactive Yellow-II or Radioactive Yellow-III labeled packages
- Does not apply to private carrier wearing dosimetry if under radiation protection program satisfying 10 CFR 20 or 49 CFR 172 Subpart I
- Some fissile shipments may have combined conveyance TI limit of 100 - see 10 CFR 71.59 and 49 CFR 173.457

Package and Vehicle Contamination Limits (49 CFR 173.443)

This table must not be used as a substitute for the DOT and NRC regulations on the transportation of radioactive materials

NOTE: All values for contamination in DOT rules are to be averaged over each 300 cm²
 Sufficient measurements must be taken in the appropriate locations to yield representative assessments
 means the sum of beta emitters, gamma emitters, and low-toxicity alpha emitters
 " means the sum of all other alpha emitters (i.e., other than low-toxicity alpha emitters)

The Basic Contamination Limits for All Packages: 49 CFR 173.443(a), Table 11	General Requirement: Non-fixed (removable) contamination must be kept as low as reasonably achievable (ALARA)
	α : 0.4 Bq/cm ² = 40 Bq/100 cm ² = 1x10 ⁻⁵ Ci/cm ² = 2200 dpm/100 cm ²
	γ : 0.04 Bq/cm ² = 4 Bq/100 cm ² = 1x10 ⁻⁶ Ci/cm ² = 220 dpm/100 cm ²

The following exceptions and deviations from the above basic limits exist:

Deviation from Basic Limits	Regulation 49 CFR §§	Applicable Location and Conditions Which must Be Met:
10 times the basic limits	173.443(b) and 173.443(c) Also see 177.843 (highway)	On any external surface of a package in an exclusive use shipment, during transport including end of transport. Conditions include: (1) Contamination levels at beginning of transport must be below the basic limits. (2) Vehicle must not be returned to service until radiation level is shown to be ≤ 0.005 mSv/hr (0.5 mrem/hr) at any accessible surface, and there is no significant removable (non-fixed) contamination.
10 times the basic limits	173.443(d) Also see 177.843 (highway)	On any external surface of a package, at the beginning or end of transport, if a closed transport vehicle is used, solely for transporting radioactive materials packages. Conditions include: (1) A survey of the interior surfaces of the empty vehicle must show that the radiation level at any point does not exceed 0.1 mSv/hr (10 mrem/hr) at the surface, or 0.02 mSv/hr (2 mrem/hr) at 1 meter (3.3 ft). (2) Exterior of vehicle must be conspicuously stenciled, " For Radioactive Materials Use Only " in letters at least 76 mm (3 inches) high, on both sides. (3) Vehicle must be kept closed except when loading and unloading.
100 times the basic limits	173.428	Internal contamination limit for excepted package-empty packaging , Class 7 (Radioactive) Material, shipped in accordance with 49 CFR 173.428. Conditions include: (1) The basic contamination limits (above) apply to external surfaces of package. (2) Radiation level must be ≤ 0.005 mSv/hr (0.5 mrem/hr) at any external surface. (3) Notice in §173.422(a)(4) must accompany shipment. (4) Package is in unimpaired condition & securely closed to prevent leakage. (5) Labels are removed, obliterated, or covered, and the "empty" label (§172.450) is affixed to the package.

In addition, **after any incident** involving spillage, breakage, or suspected contamination, the modal-specific DOT regulations (§177.861(a), highway; §174.750(a), railway; and §175.700(b), air) specify that vehicles, buildings, areas, or equipment have "no significant removable surface contamination," before being returned to service or routinely occupied. The carrier must also notify offeror at the earliest practicable moment after incident.

Appendix Q-3
Example of a Bill of Lading

+

Appendix R

Guide to SI Unit for Radiation Protection

Appendix R

Guide to SI Unit for Radiation Protection

Introduction to SI Units

SI (System International) units comprise the primary measurement system for most countries. The system is also finding increasing use in the United States. State and federal regulatory agencies, including the Department and the U.S. Nuclear Regulatory Commission, have adopted SI units for radiation measurements; other agencies (e.g., the U.S. Department of Transportation) require their use.

Common Radiological Unit Prefixes

Submultiples				Multiples			
m	Milli	10^{-3}	thousandth	k	kilo	10^3	thousand
μ	Micro	10^{-6}	millionth	M	mega	10^6	million
n	Nano	10^{-9}	thousand millionth	G	giga	10^9	thousand million
p	Pico	10^{-12}	million millionth	T	tera	10^{12}	million million

Length

1 centimeter (cm)	=	0.3937 in	=	.03287 ft
1 meter (m)	=	100 cm	=	39.37 in = 3.281 ft
1 inch (in)	=	2.54 cm	=	0.254 m
1 foot (ft)	=	30.48 cm	=	0.3048 m

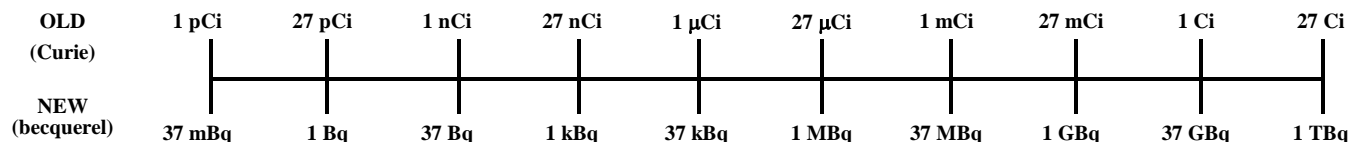
Activity

The traditional unit is the Curie (Ci); the SI unit is the Becquerel (Bq)

$1 \text{ Ci} = 3.7 \times 10^{10} \text{ Bq} = 37 \text{ GBq}$ $1 \text{ Bq} = 1 \text{ disintegration per second} = 2.7027 \times 10^{-11} \text{ Ci}$ or $\approx 27 \text{ pCi}$

To convert Bq to Ci, divide the Bq figure by 37×10^9 (or multiply the Bq figure by 2.7027×10^{-11})

To convert Ci to Bq, multiply the Ci figure by 37×10^9



Examples: $9 \text{ mCi} = 333 \text{ MBq} = 0.333 \text{ GBq}$ $10 \text{ mCi} = 370 \text{ MBq} = 0.37 \text{ GBq}$
 $44 \text{ mCi} = 1628 \text{ MBq} = 1.63 \text{ GBq}$ $50 \text{ mCi} = 1850 \text{ MBq} = 1.85 \text{ GBq}$

Activity (continued)

Table A

Curie Units	Becquerel Units
μCi	kBq
mCi	MBq
Ci	GBq
0.1	3.7
0.25	9.25
0.5	18.5
0.75	27.75
1	37
2	74
3	111
5	185
7	259
10	370
20	740
25	925

From Table A: 0.1 mCi = 3.7 MBq
0.1 Ci = 3.7 GBq

Table B

Curie Units	Becquerel Units
μCi	MBq
mCi	GBq
Ci	TBq
50	1.85
60	2.22
100	3.7
200	7.4
250	9.25
500	18.5
800	29.6
1000	37

From Table B: 50 mCi = 1.85 GBq
3.7 MBq = 100 μCi

To convert from one unit to another, read across from one column to the other, ensuring the units are in the same line of the column headings.

Radiation Dose Equivalent

The traditional unit is the rem; the SI unit is the sievert (Sv).

1 rem = 0.01 sievert (Sv) = 10 mSv

100 rem = 1 Sv = 0.01 Sv

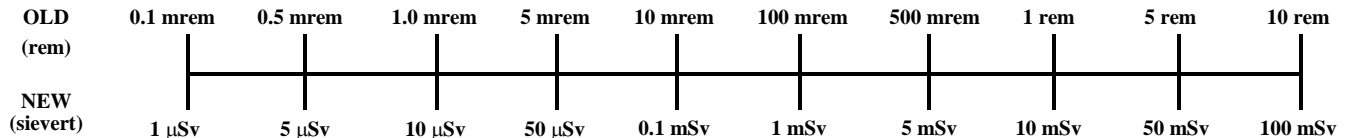
500 rem = 5 Sv = 0.5 mSv

1 rad = 0.01 gray (Gy) = 10 mGy

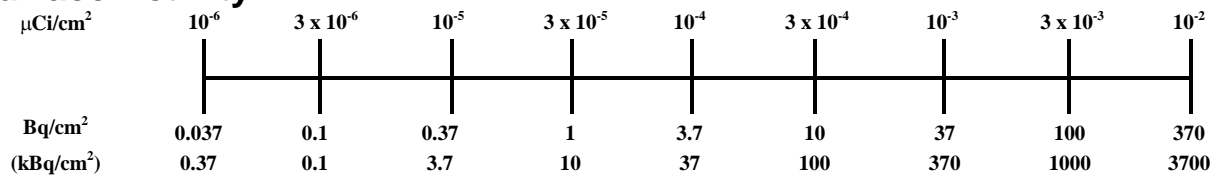
100 rads = 1 Gy = 0.01 Gy

500 rads = 5 Gy = 0.5 mGy

The working SI unit is the sievert (Sv)



Surface Activity



Appendix S

Fixed Gauge Audit Checklist

- A. If the mailing address or permanent address changed, has the license has been amended to reflect the change? N/A Yes No
- B. If ownership changed or bankruptcy filed, was the Department's prior consent obtained or was the Department notified? N/A Yes
No
- C. If the RSO was changed, was license amended? N/A Yes No
- D. Does new RSO meet the Department training requirements? N/A Yes
No
- E. Is the RSO fulfilling his/her duties? N/A Yes No
- F. To whom does the RSO report? _____
- G. If the designated contact person for the Department changed, was the Department notified? N/A Yes
No
- H. Does the license authorize all of the Department-regulated radionuclides contained in gauges possessed? N/A Yes No
- I. Are the gauges as described in the Sealed Source and Device (SSD) Registration Certificate or Sheet? Yes No
Have copies of (or access to) SSD Certificates? Yes No
Have manufacturers' manuals for operation and maintenance? Yes No
- J. Are the actual uses of gauges consistent with the authorized uses listed on the license? N/A Yes No
- K. Is company management appropriately involved with the radiation protection program and oversight of the RSO's activities? Yes No
- L. Does RSO have sufficient time to perform all duties/responsibilities? Yes No

3. Training and Instructions to Workers

- A. Were all workers who are likely to exceed 100 mrem/yr provided radiation awareness training per 180 NAC 10-003? Yes No
- B. Did each authorized user complete a 8 hour course provided by the manufacturer of the device or any Department approved course? Yes
No
- C. Are training records maintained for each gauge operator? Yes No

- | | | |
|--|-----|--------|
| D. Did interviews with operators reveal that they know the emergency procedures? | Yes | No |
| M. Did this audit include observations of operators:
using the gauge in a field situation? | Yes | No |
| Operating the gauge? | Yes | No |
| Performing routine cleaning and lubrication? | Yes | No |
| Transporting the gauge? | Yes | No |
| Storing the gauge? | Yes | No |
| E. HAZMAT training provided as required? [49 CFR 172.700, 49 CFR 172.701, CFR 172.702, 49 CFR 172.703, 49 CFR 172.704] | N/A | Yes No |

4. Radiation Survey Instruments

- | | | | |
|--|-----|-----|----|
| A. If the licensee possesses its own survey meter, does it meet the Department's criteria? | N/A | Yes | No |
| B. If the licensee does not possess a survey meter, are specific plans made to have one available? | N/A | Yes | No |
| C. Is the survey meter needed for non-routine maintenance calibrated as required (180 NAC 4-021)? | N/A | Yes | No |
| D. Are calibration records maintained (180 NAC 4-048)? | N/A | Yes | No |

5. Gauge Inventory

- | | | |
|--|-----|--------|
| A. Is a record kept showing the receipt & transfer/disposal of each gauge? (180 NAC 1-004) | Yes | No |
| B. Are all gauges received physically inventoried every six months? | N/A | Yes No |
| C. Are records of inventory results with appropriate information maintained? | Yes | No |

6. Personnel Radiation Protection

- | | | |
|--|-----|----|
| A. Are ALARA considerations incorporated into the radiation protection program? (180 NAC 4-004.02) | Yes | No |
| B. Is documentation kept showing that unmonitored users receive $\leq 10\%$ of limit? (180 NAC 4-022.01) | Yes | No |
| C. Did unmonitored users' activities change during the year which could put them over 10% of limit? | Yes | No |

- | | | |
|--|-----|-----|
| D. If yes to c. above, was a new evaluation performed? | Yes | No |
| E. Is external dosimetry required (user receiving >10% of limit)?
And is dosimetry provided to users? | Yes | No |
| 1) Is the dosimetry supplier NVLAP approved? (180 NAC 4-021.03) | Yes | No |
| 2) Are the dosimeters exchanged monthly for film badges and at industry recommended frequency for TLDs? | Yes | No |
| 3) Are dosimetry reports reviewed by the RSO when they are received? | Yes | No |
| 4) Are the records Department Forms or equivalent?
(180 NAC 4-009.04, 180 NAC 4-052.03) | Yes | No |
| • NRH-1 "Cumulative Occupational Exposure History" completed? | Yes | No |
| • NRH-2 "Occupational Exposure Record for a Monitoring Period" completed? | Yes | No |
| 5) If a worker declared her pregnancy, did licensee comply with (180 NAC 4-012)? | Yes | No |
| • Were records kept of embryo/fetus dose per 180 NAC 4-052.04? | Yes | No |
| F. Are records of exposures, surveys, monitoring, and evaluations maintained (180 NAC 4-047, 180 NAC 4-048, 180 NAC 4-052) | | Yes |
| No | | |

7. Public Dose

- | | | |
|---|-----|----|
| A. Are gauges stored in a manner to keep doses below 100 mrem in a year? (180 NAC 4-013.01, Item 1) | Yes | No |
| B. Has a survey or evaluation been performed per 180 NAC 4-021.01? | Yes | No |
| Have there been any additions or changes to the storage, security, or use of surrounding areas that would necessitate a new survey or evaluation? | Yes | No |
| C. Do unrestricted area radiation levels exceed 2 mrem in any one hour? (180 NAC 4-013.01, Item 2) | Yes | No |
| D. Are gauges being controlled in a manner that would prevent unauthorized use or removal? (180 NAC 4-031) | Yes | No |
| E. Records maintained? (180 NAC 4-048, 180 NAC 4-053] | Yes | No |

8. Operating and Emergency Procedures

- A. Have operating and emergency procedures been developed? Yes No
- B. Do they contain the required elements? Yes No
- C. Does each individual working with the gauges have a current copy of the operating and emergency procedures (including lock-out procedures and emergency telephone numbers)? Yes No
- D. Is a lock-out warning sign posted at each entryway to an area where it is possible to be exposed to the beam? Yes No
- E. Does the operating and emergency procedures list the correct phone number for the RSO and the Department? Yes No
- F. Did any emergencies occur? Yes No
- If so, and were they handled properly by operator? Yes No
- Were appropriate corrective actions taken? Yes No

9. Leak Tests

- A. Was each sealed source leak tested every 6 months or at other prescribed intervals? Yes No
- B. Was the leak test performed as described in correspondence with the Department and according to the license? Yes
No
- C. Are records of results retained with the appropriate information included? Yes No
- D. Were any sources found leaking ? Yes No
And if yes, was the Department notified? Yes No

10. Maintenance of Gauges

- A. Are manufacturer's procedures followed for routine cleaning and lubrication of gauge? Yes No
- B. Was each on-off mechanism tested for proper operation every 6 months or at other prescribed intervals? Yes No
- C. Are repair and maintenance of components related to the radiological safety of the gauge performed by the manufacturer, distributor or person specifically authorized by the

Department, NRC or Agreement State and according to license requirements (e.g. extent of work, procedures, dosimetry, survey instrument, compliance with 180 NAC 4-013?

- | | | |
|---|-----|----|
| | Yes | No |
| E. Is non-routine maintenance performed in-house? | Yes | No |
| F. Is yes to E., is non-routine gauge maintenance conducted by authorized personnel following procedures approved by the Department? | Yes | No |
| G. Are labels, signs, and postings identifying gauges containing radioactive material, radiation areas, and lock-out procedures/warnings clean and legible? | Yes | No |

11. Transportation

(Note: This section will not apply if you have not transported gauges during the period covered by this audit.)

- | | | |
|---|-----|----|
| A. Only DOT-7A or other authorized packages is used to transport gauges? [49 CFR 173.415, 49 CFR 173.416(b)] | Yes | No |
| B. Package performance test records are on file? | Yes | No |
| C. Special form sources documentation? [49 CFR 173.476(a)] | Yes | No |
| D. Package has 2 labels (ex. Yellow-II) with TI, Nuclide, Activity, and Hazard Class? [49 CFR 172.403, 49 CFR 173.441] | Yes | No |
| E. Packages used to ship gauges properly marked and labeled per 49 CFR 172.301, 49 CFR 172.304, 49 CFR 172.310 49 CFR 172.324? | Yes | No |
| F. Shipping containers properly locked, blocked & braced prior to transport? [49 CFR 173.475(f)] | Yes | No |
| G. Shipping papers prepared and used? [49 CFR 172.200(a)] | Yes | No |
| H. Shipping papers contain proper entries? {Shipping name, Hazard Class, Identification Number (UN Number), Total Quantity, Package Type, Nuclide, RQ, Radioactive Material, Physical and Chemical Form, Activity, category of label, TI, Shipper's Name, Certification and Signature, Emergency Response Phone Number, Cargo Aircraft Only (if applicable)} [49 CFR 172.200, 49 CFR 172.201, 49 CFR 172.202, 49 CFR 172.203, 49 CFR 172.204, 49 CFR 172.604] | Yes | No |
| I. Shipping papers within drivers reach and readily accessible during transport? [49 CFR 177. 817(e)] | Yes | No |
| J. Secured against movement? [49 CFR 177. 834] | Yes | No |
| K. Placarded on vehicle, if needed? [49 CFR 172.504] | Yes | No |

L. Proper overpacks, if used? [49 CFR 173.25] Yes No

M. Any incidents reported to DOT? [49 CFR 171.15, 16] Yes No

12. Auditor's Independent Survey Measurements (If Made)

A. Describe the type, location, and results of measurements. Do any radiation level exceed regulatory limits? _____

13. Notification and Reports

A. Was any radioactive material lost or stolen? (180 NAC 4-057, 180 NAC 3-026) Yes No
If yes, were reports made? Yes No

B. Did any reportable incidents occur? (180 NAC 4-058, 180 NAC 3-026) Yes No
If yes were reports made? Yes No

C. Did any overexposures and high radiation levels occur? (180 NAC 4-059, 180 NAC 3-026) Yes No
Reported? Yes No

N. If any events (as described in items a through c above) did occur, what was root cause?

Were corrective actions appropriate?_ Yes No

F. Is the licensee aware of telephone number for the Department Emergency Operations Center? Yes No

14. Posting and Labeling

A. Following documents are posted at permanent facility:
NRH-3 "Notice to Employees" posted (180 NAC 10-002) Yes No

- B. Below documents are posted or a notice indicating the location of the following documents.?
- | | | |
|---|-----|--------|
| Title 180 NAC | Yes | No |
| Operating & Emergency Procedures | Yes | No |
| Lock-out Procedures | Yes | No |
| The license, conditions or documents incorporated into the license by reference and amendments | Yes | No |
| Any notice of violation involving radiological working conditions, proposed imposition of civil penalties, or order issued to Title 180 NAC and any response from the licensee. | NA | Yes No |
- C. Radiation signs: (180 NAC 4-034, 180 NAC 4-035)
- 1) "Caution (or Danger), Radioactive Material" signs: posted at facility (unless documentation kept describing eligibility for exception described 180 NAC 4-035)?
- | | | |
|--|-----|----|
| | Yes | No |
|--|-----|----|
- D. Gauges bear durable, clearly visible labels w/ radiation symbol, "Caution (or Danger), Radioactive Material" warning, & sufficient information to permit individuals to avoid/minimize exposures?
- | | | |
|--|-----|----|
| | Yes | No |
|--|-----|----|

15. Record Keeping for Decommissioning

- A. Records kept of information important to decommissioning? (180 NAC 3-017.07)
- | | | |
|--|-----|----|
| | Yes | No |
|--|-----|----|
- B. Records include all information outlined in (180 NAC 3-018.07)?
- | | | |
|--|-----|----|
| | Yes | No |
|--|-----|----|

16. Bulletins and Information Notices

- a. Department Bulletins, Department Information Notices, Department Newsletters, received?
- | | | |
|--|-----|----|
| | Yes | No |
|--|-----|----|
- B. Appropriate training and action taken in response?
- | | | |
|--|-----|----|
| | Yes | No |
|--|-----|----|

17. Special License Conditions or Issues

- A. Did auditor review special license conditions or other issues (e.g., non-routine maintenance)?
- | | | |
|--|-----|----|
| | Yes | No |
|--|-----|----|

18. Deficiencies Identified in Audit; Corrective Actions

- A. Summarize problems/deficiencies identified during audit.

B. If problems/deficiencies identified in this audit, describe corrective actions planned or taken. Are corrective actions planned or taken at ALL licensed locations (not just location audited)?

c. Provide any other recommendations for improvement.

19. Evaluation of Other Factors

- A. Senior licensee management is appropriately involved with the radiation protection program and/or Radiation Safety Officer (RSO) oversight? Yes No
- B. RSO has sufficient time to perform his/her radiation safety duties? Yes No
- C. Licensee has sufficient staff to support the radiation protection program? Yes No

Appendix T

Inventory Procedure & Inventory Log of Material Sources & Devices

Appendix T Inventory Procedure

Fixed Gauge Audit Checklist

Semiannual inventories are required to account for the sealed sources contained in fixed gauges possessed under a radioactive materials license. To ensure accountability of radioactive material, the procedure described below will be followed.

Physical Inspection

Every 6 months the general condition of each gauge will be evaluated to determine if any damage to the source housing or shielding has occurred. The inspection will also verify that all of the identification and warning labels remain attached.

If the inspection reveals missing labels or apparent damage, the device will be removed from service until the problem can be corrected. Any apparent damage to the gauge will be reported to the Radiation Safety Officer immediately. If excessive radiation levels are discovered, notify the Nebraska Health and Human Services Regulation and Licensure, Radioactive Materials Program.

Inventory Records

A semiannual inventory record will be retained for 3 years from the date of the inventory. The attached inventory form (or equivalent) will be used. Relevant inventory information includes:

- Device Manufacturer, Model Number and Serial Number
- Source Manufacturer, Model Number and Serial Number
- Source Activity
- Location
- Condition
- Date of Inventory
- Signature of the Radiation Safety Officer (or designee)

Appendix U

Records Retention

RECORD RETENTION

Records pertaining to fixed gauging operations will be maintained in accordance with the requirements specified in Title 180

DOCUMENT	RETENTION INTERVAL
Title 180, Nebraska Administrative Code	Until termination of license
Radioactive materials license (with all active amendments and supporting documents)	Until termination of license
Provisions of radiation protection program	Until termination of license
Rad. protection program Audits	Until termination of license
Training and testing records	Until worker's termination or 5 years, whichever is greater
Leak test records	5 years after records are made
Inventory records	3 years after records are made
Copies of "IAEA Certificate of Competent Authority" for each gauges source (Special Form Source Certificate)	1 year beyond last gauge shipment
Records of Type A package test results for each authorized fixed gauge model	1 year beyond last gauge shipment
Copies of manufacturer's operation/safety manual for each authorized gauge model	As long as each gauge model is authorized by the license
Receipt records	For as long as the material is possess until 5 years after transfer or disposal
Transfer & disposal records	Until the Department terminates each pertinent license requiring the record
Prior occupational dose histories	3 years after records are made
Personnel monitoring (PM) results	Until termination of license
Annual PM exposure notification reports	3 years after reports are made
Individual PM reports following employee termination	3 years after reports are made
Records demonstrating compliance with individual members of the public dose limits	Until termination of license
Records of surveys/measurements used to determine external/internal doses	Until termination of license
Records of surveys performed to evaluate radiation levels or radiation hazards	Until termination of license
Survey instrument calibration records	Until termination of license
Records not otherwise specified in the regulations	1 year beyond last inspection by the Department unless any litigation, claim, negotiation, audit, licensure action before the expiration of the one-year period

Appendix V

Transfer/Disposal

Appendix V Transfer/Disposal

180 NAC 3-025, address transfer and disposal of radioactive material. Fixed gauges will be transferred only to companies or individuals specifically licensed to possess them, in accordance with the below procedure.

Verification

If a gauge or other device containing radioactive material is bought, sold or transferred for disposal, verification of the transferor's and transferee's authorization to possess the radioactive material will be documented. Either a copy of each other's radioactive materials license will be exchanged, and the transferor's license will be retained on file as evidence of an authorized transfer, or one of the other verification methods listed in 180 NAC 3-025, will be used.

Documentation

As a minimum, documentation of the transfer will include the following:

- The material being transferred (gauge manufacturer name, model and serial number, type and activity of radioactive material, and source manufacturer name and model number);
- The date of the transfer;
- The name, address, and license number of the transferor and transferee; and
- The signatures of the individuals shipping and/or receiving the gauge.

All transfer and disposal records will be retained on file for inspection purposes until license termination.

Appendix W

NRH-60

Certification of Disposition Of Materials



**NEBRASKA DEPARTMENT OF HEALTH AND HUMAN SERVICES
DIVISION OF PUBLIC HEALTH - RADIOACTIVE MATERIALS PROGRAM
APPLICATION FOR RADIOACTIVE MATERIAL LICENSE**

INSTRUCTIONS - (Use additional sheets where necessary.)

New or Renewal Application - Complete Items 1. through 15.

Amendment to License - Complete Items 1.a, 3., and 15. And indicate other changes as appropriate.

Retain one copy for your files and submit original application to: Department of Health and Human Services, Division of Public Health, Radiological Health, 301 Centennial Mall South, P.O. Box 95026, Lincoln, NE 68509-5026.

Upon approval of this application, the applicant will receive a Radioactive Material License, issued in accordance with the requirements contained in Title 180, Regulations for the Control of Radiation and the Nebraska Radiation Control Act.

<p>1. Licensee Information</p> <p>Licensee Number: _____</p> <p>License Expiration Date: _____</p> <p>Licensee Name and Street Address:</p> <p style="padding-left: 40px;">Applicant Name: _____</p> <p style="padding-left: 40px;">Address: _____</p> <p style="padding-left: 40px;">City, State Zip+4 _____</p> <p style="padding-left: 40px;">Telephone #: _____</p> <p style="padding-left: 40px;">FAX#: _____</p> <p style="padding-left: 40px;">E-mail Address: _____</p>	<p>2. Person to Contact Regarding this Application</p> <p>_____</p> <p>Telephone #: _____</p>
<p>3. Materials Data</p> <p><input type="checkbox"/> No Materials have ever been procured or possessed by the Licensee under this License.</p> <p><input type="checkbox"/> All Materials procured and/or possessed by the Licensee under the License Number cited above have been disposed of in the following manner:</p> <p style="padding-left: 20px;"><input type="checkbox"/> <u>Transfer</u> Specify the date of the transfer, the name of the licensed recipient and the recipient's Department, NRC or Agreement State license number. Describe specific materials transfer actions and if there were radioactive wastes generated in terminating this license, the disposal actions, including the disposition of low-level radioactive waste, mixed waste, Greater-than-Class-C waste, and sealed sources, if applicable.</p> <p style="padding-left: 20px;"><input type="checkbox"/> <u>Disposed of directly by Licensee</u> Describe specific disposal procedures (e.g. decay in storage).</p>	
<p>4. Other Data</p> <p><input type="checkbox"/> Our License has not yet expired, please terminate it. A Radiation Survey was conducted to confirm the absence of licensed radioactive materials and to determine whether any contamination remains on the premises covered by the license:</p> <p style="padding-left: 20px;"><input type="checkbox"/> NO (Attach Explanation)</p> <p style="padding-left: 20px;"><input type="checkbox"/> YES, the results:</p> <p style="padding-left: 40px;"><input type="checkbox"/> Are attached</p> <p style="padding-left: 40px;"><input type="checkbox"/> Were forwarded to the Department on (Date) _____</p>	

4. Other Data (Continued)

Address all future correspondence regarding this license to:

Name: _____

Address: _____

City, State Zip+4: _____

Telephone #: _____

FAX#: _____

E-mail Address: _____

5. CERTIFICATION

(This item must be completed by applicant.)

The applicant and any official executing this document on behalf of the applicant named in Item 1., certify that this application is prepared in conformity with the Nebraska Department of Health and Human Services Regulation and Licensure, Title 180, Regulations for Control of Radiation and that all information contained herein, including any supplements attached hereto, is true and correct to the best of our knowledge and belief.

Applicant Name From Item 1.

By: _____
Signature

Date: _____

Print Name and Title of certifying official authorized to act on behalf of the applicant

Appendix X

Delegation of Authority to Make Legally Binding Statements Form

Appendix X
Delegation of Authority To Make Legally Binding Statements

Below is a sample copy of a delegation of authority to make legally binding statement.

Memo to: All Employees and Nebraska Office of Radiological Health

From: Chief Executive Officer

Subject: Delegation of Authority to Make Legally Binding Statements

_____ has been delegated the authority to make legally binding statements with regard to the radioactive materials license application, inspections, renewal, amendments and termination.

License Certifying Official (signature)

Name (type or printed)

Title

Date

